

# Six minute strategy When to buy bonds?

Guy Monson  
20 October 2023



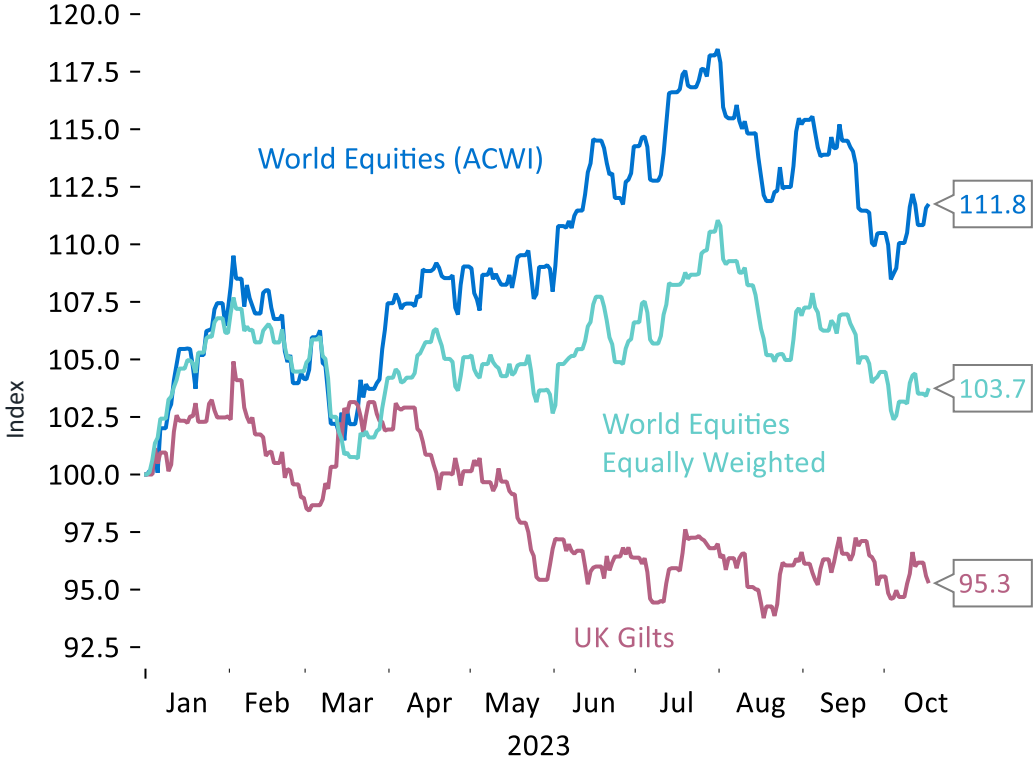
# 2023 asset market performance

Asset markets stable despite wars in both Ukraine and the Middle East

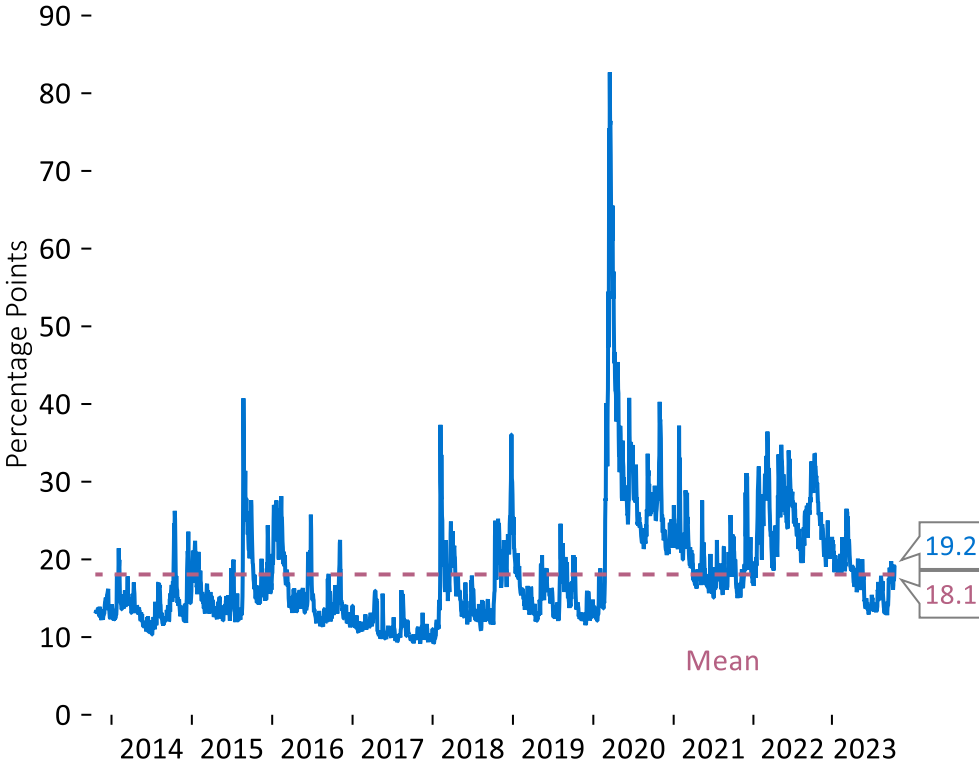
 Equities rally over past week - bond markets flat

 Only a modest rise seen in equity volatility

Asset class performance 2023



US S&P500 Equity Volatility (VIX)



Source: Macrobond, 18.10.23

Source: Macrobond, 19.10.23

Past performance is not a guide to future returns and may not be repeated.

# Limited reaction in the dollar, gold & oil markets

Absence of sharp moves suggests markets see lower risk of Middle-East War spreading

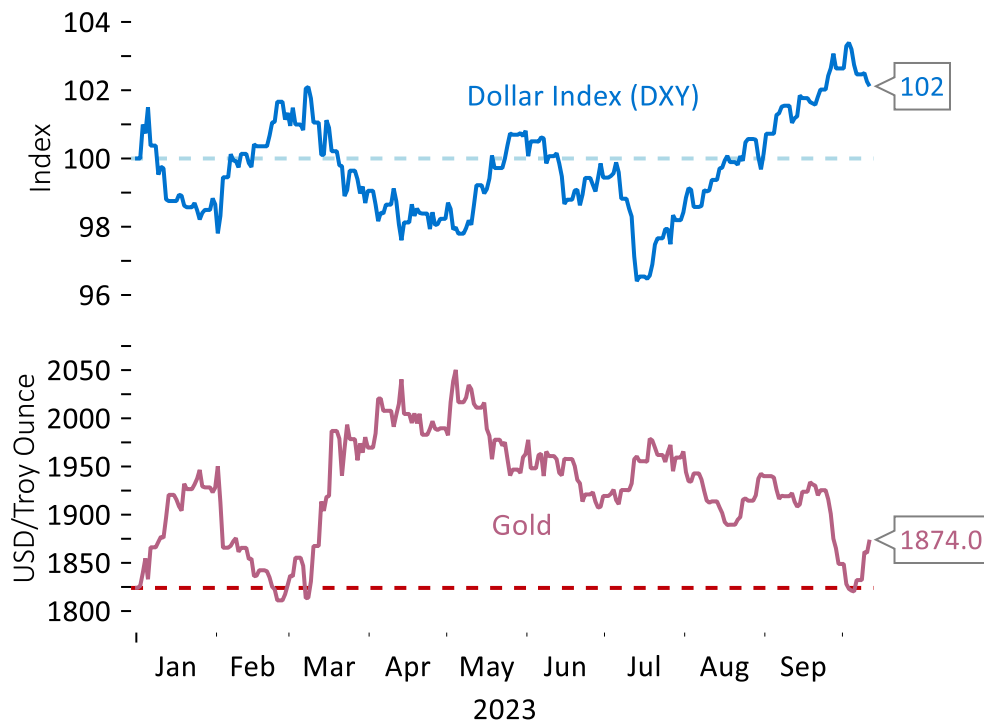


Dollar rallies from lows – Gold flat for 2023



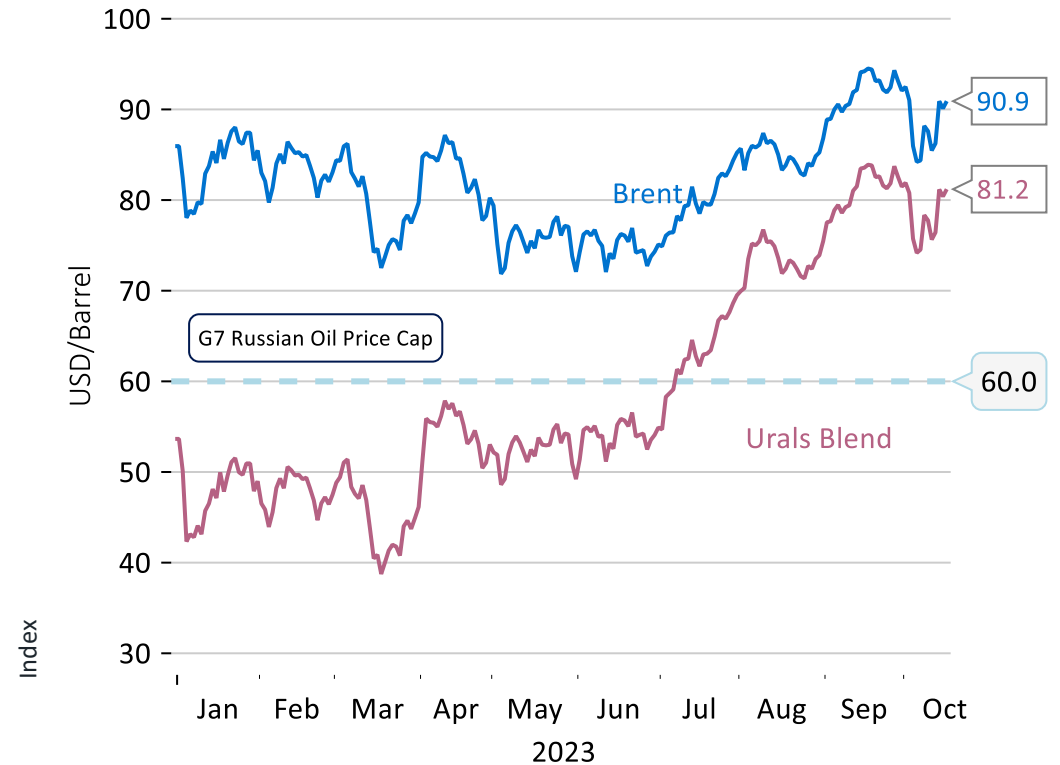
Oil rally pauses – discount for Russian oil narrows

## Asset class performance 2023



Source: Macrobond, 12.10.23

## Oil Prices



Source: Macrobond, 18.10.23

Past performance is not a guide to future returns and may not be repeated.

# Oil and global conflicts

Conflicts typically have little direct impact on oil – Note US strategic oil reserves low

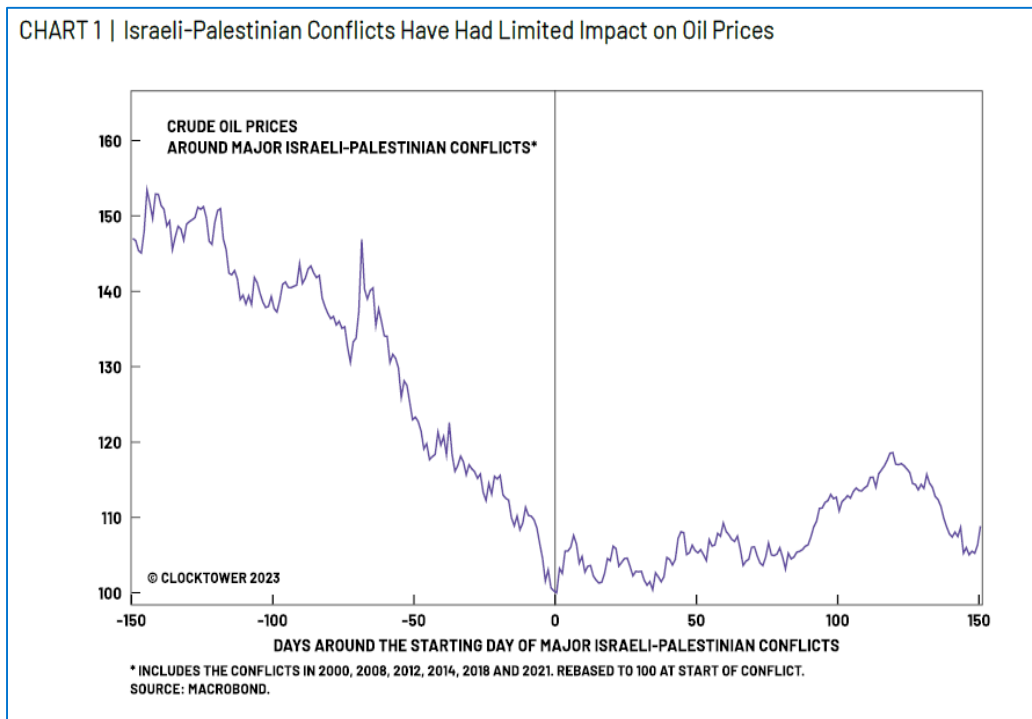


Previous Israeli-Palestine conflicts had limited impact on oil



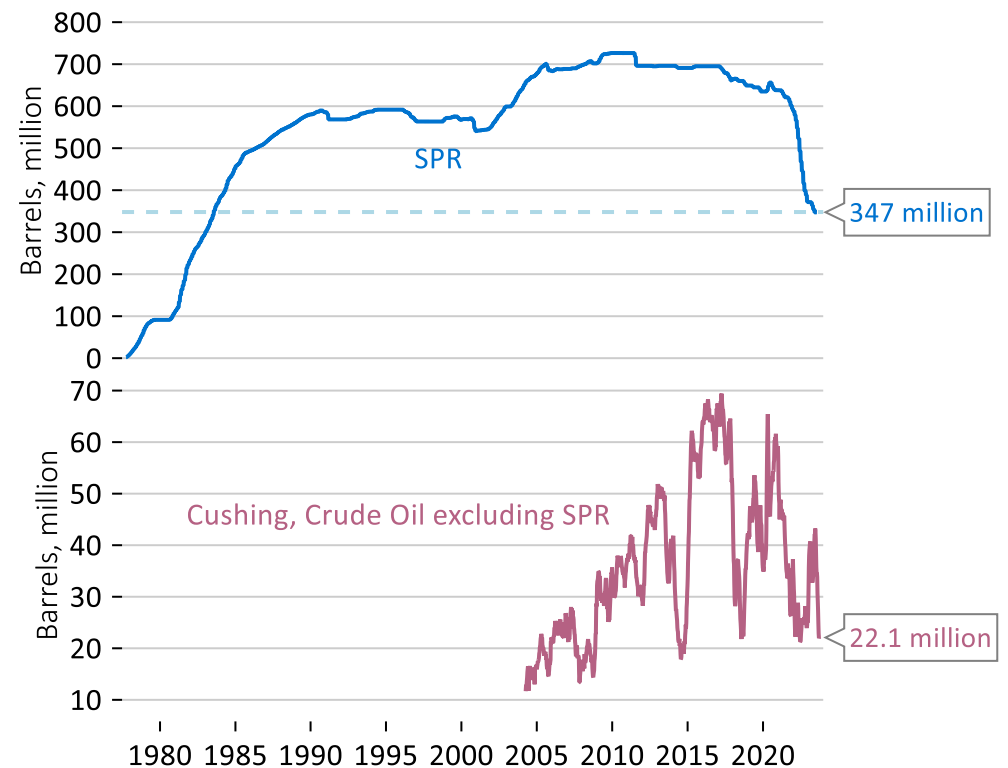
US strategic reserves at near 40-year low

CHART 1 | Israeli-Palestinian Conflicts Have Had Limited Impact on Oil Prices



Source: Bloomberg 09.10.2023

US Strategic Petroleum Reserve



Source: Macrobond, 12.10.23

Past performance is not a guide to future returns and may not be repeated.

# The dollar is behaving like a 'Petro-Currency'

As US energy production grows the correlation of oil and the dollar has risen

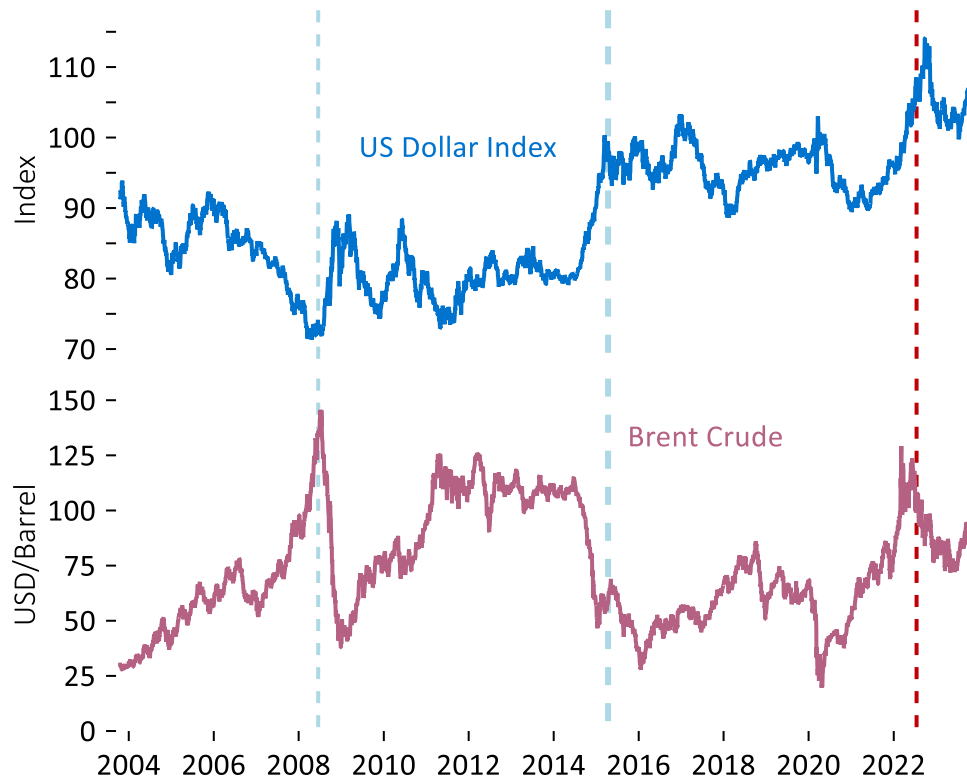


Dollar/Oil correlation has risen as US production climbs



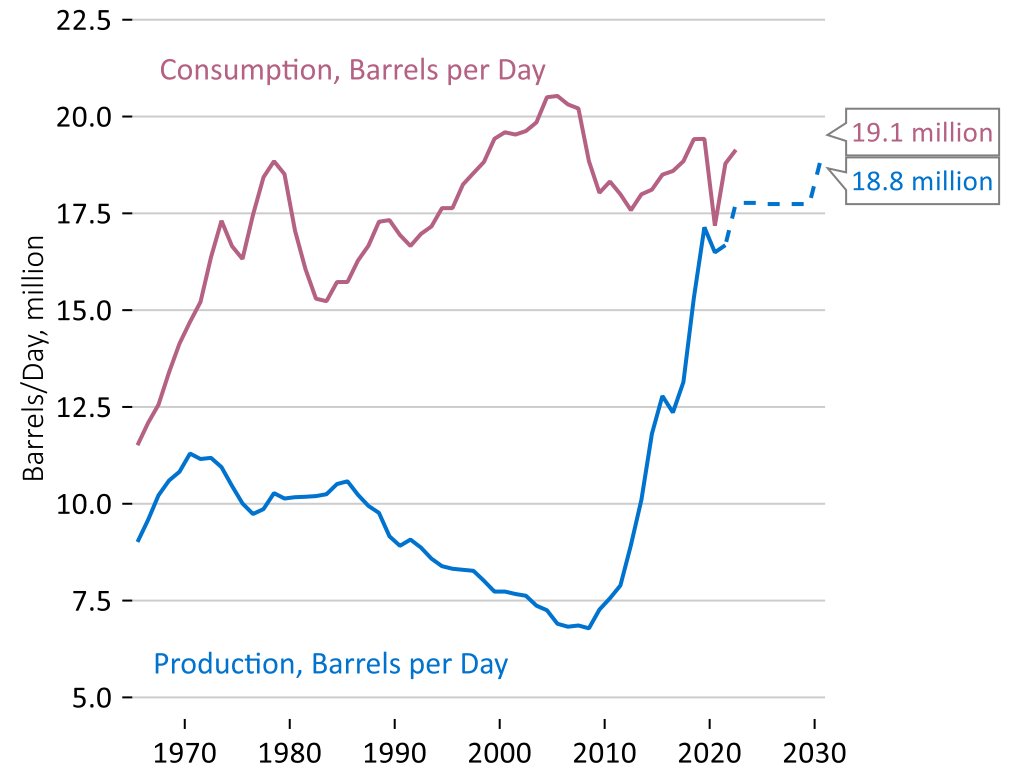
US domestic oil output has more than doubled in 10 years

## US Dollar & Oil Prices



Source: Macrobond, 19.10.23

## United States, BP Statistical Review of World Energy, Oil



Source: Macrobond, 16.10.23

Past performance is not a guide to future returns and may not be repeated.

# Higher defence spending at a time of widening deficits

Deficits increasing at the same time as central banks stop buying bonds

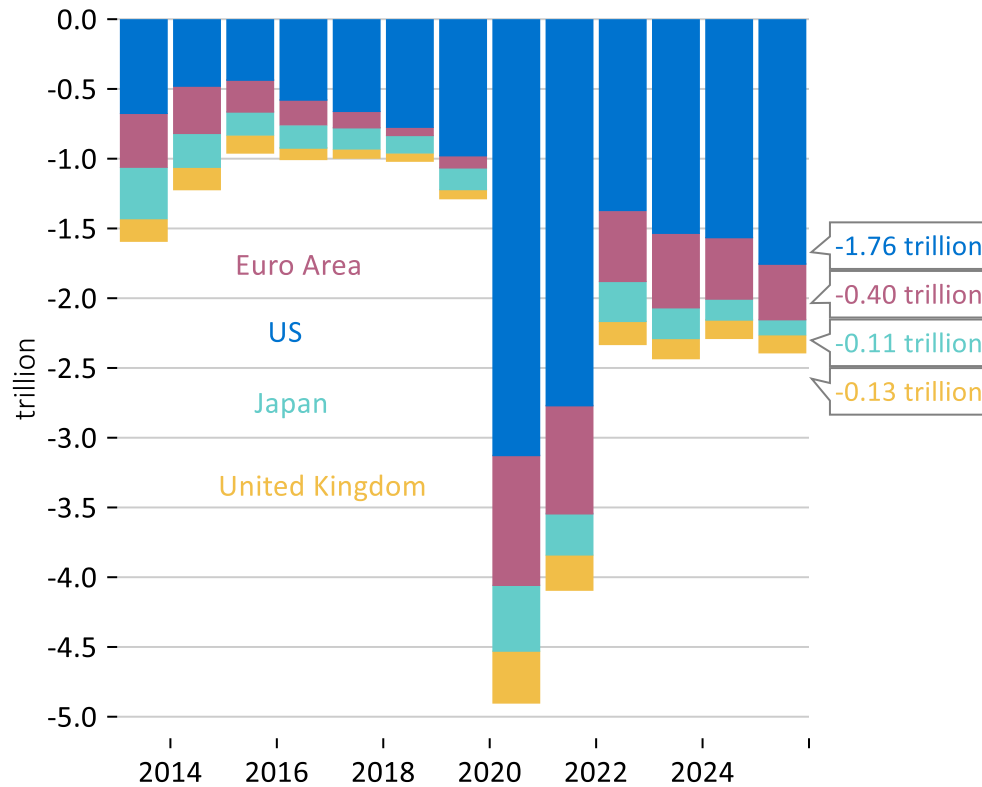


Budget deficits (IMF World Economic Outlook)

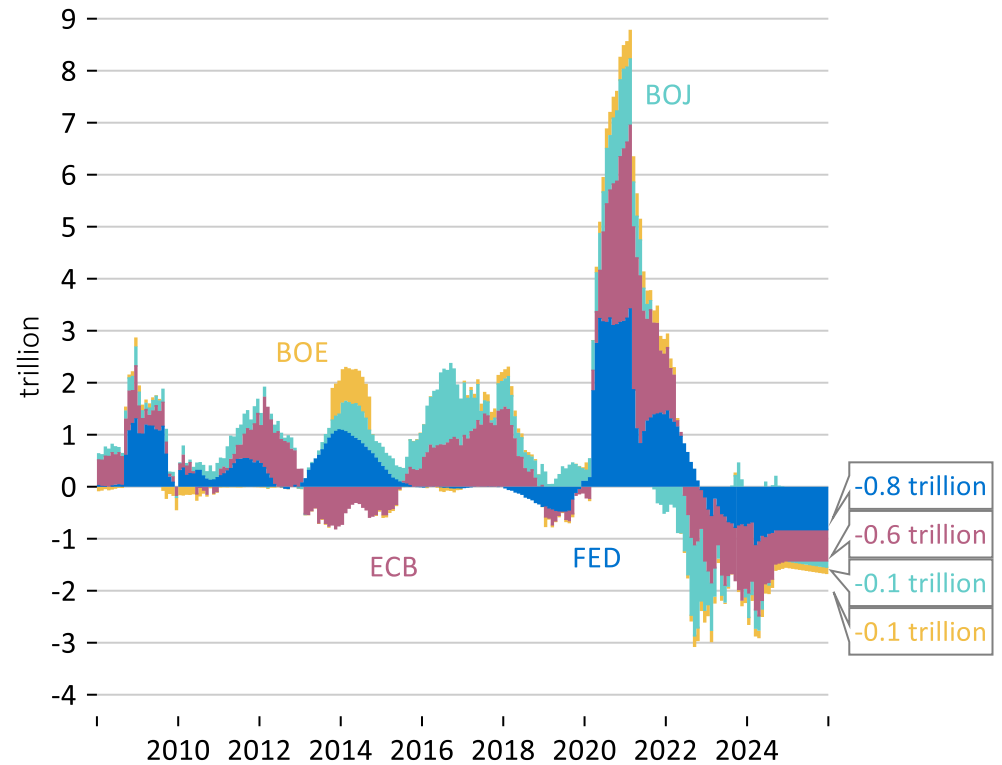


Annual change in central bank balance sheets

Combined budget deficits for Advanced Economies



Source: Macrobond, 18.10.23



Source: Macrobond, 09.10.23

Past performance is not a guide to future returns and may not be repeated.

# Bonds: Value now appearing in corporate bonds

Favour Sterling corporate issues - risk for US T-Bonds short-term as supply surges

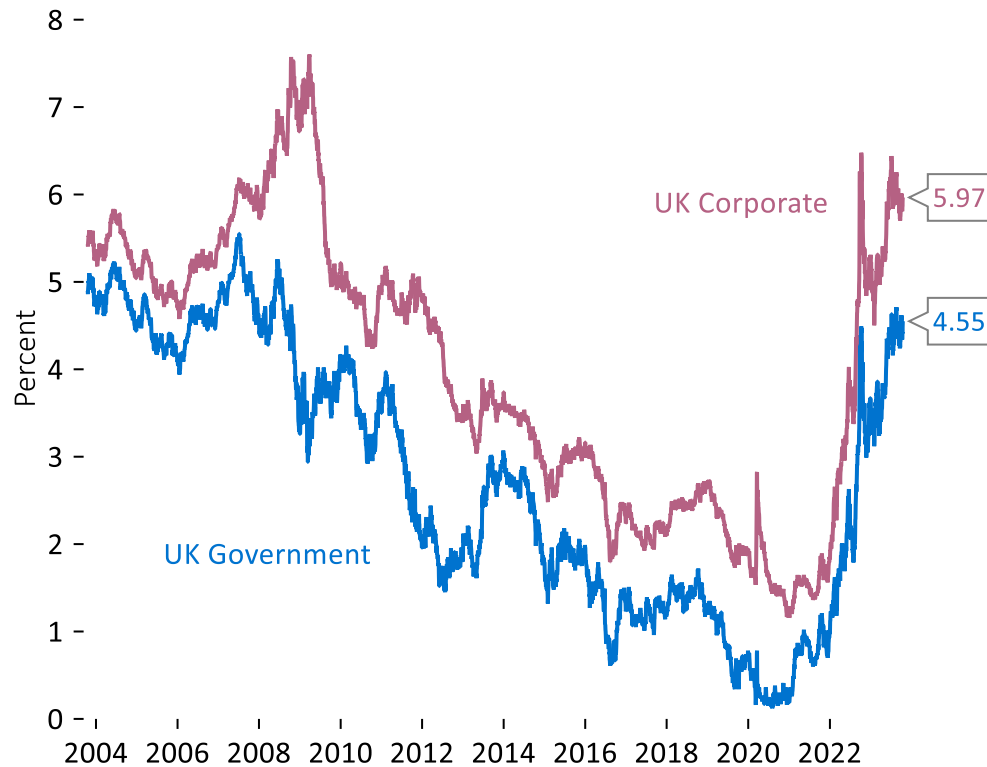


UK Bond yields climb to near 15-year highs



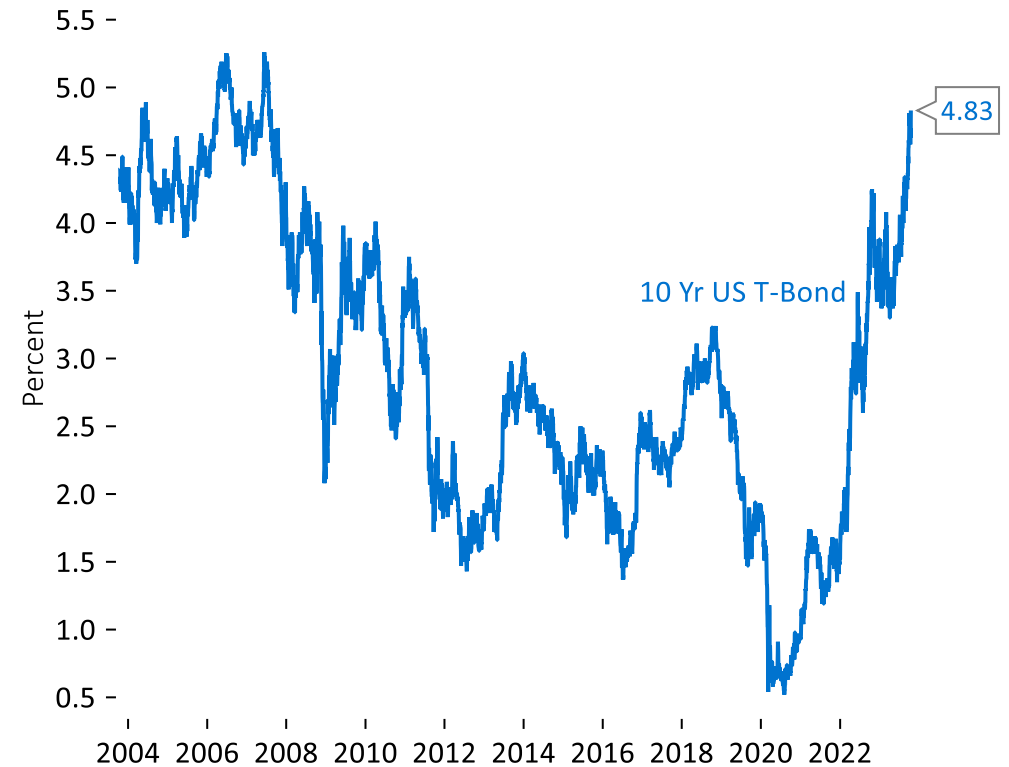
US T-Bond yields highest in 16 years

## UK Government and Corporate Bond Yields



Source: Macrobond, 18.10.23

## US T-Bond & Inflation Protected Securities (TIPS) Yields



Source: Macrobond, 19.10.23

Past performance is not a guide to future returns and may not be repeated.

# Important information

**If you are a private investor, you should not act or rely on this document but should contact your professional advisor.**

This document has been approved by Sarasin & Partners LLP of Juxon House, 100 St Paul's Churchyard, London, EC4M 8BU, a limited liability partnership registered in England & Wales with registered number OC329859 which is authorised and regulated by the Financial Conduct Authority with firm reference number 475111.

It has been prepared solely for information purposes and is not a solicitation, or an offer to buy or sell any security. The information on which the document is based has been obtained from sources that we believe to be reliable, and in good faith, but we have not independently verified such information and no representation or warranty, express or implied, is made as to their accuracy. All expressions of opinion are subject to change without notice.

**Please note that the prices of shares and the income from them can fall as well as rise and you may not get back the amount originally invested.** This can be as a result of market movements and also of variations in the exchange rates between currencies. **Past performance is not a guide to future returns and may not be repeated.**

Neither Sarasin & Partners LLP nor any other member of the J. Safra Sarasin Holding Ltd group accepts any liability or responsibility whatsoever for any consequential loss of any kind arising out of the use of this document or any part of its contents. The use of this document should not be regarded as a substitute for the exercise by the recipient of his or her own judgment. Sarasin & Partners LLP and/or any person connected with it may act upon or make use of the material referred to herein and/or any of the information upon which it is based, prior to publication of this document. If you are a private investor you should not rely on this document but should contact your professional adviser.

The index data referenced is the property of third-party providers and has been licensed for use by us. Our Third-Party Suppliers accept no liability in connection with its use. See our website for a full copy of the index disclaimers <https://www.sarasinandpartners.com/docs/default-source/regulatory-and-policies/index-disclaimers.pdf>.

Where the data in this document comes partially from third-party sources the accuracy, completeness or correctness of the information contained in this publication is not guaranteed, and third-party data is provided without any warranties of any kind. Sarasin & Partners LLP shall have no liability in connection with third-party data.

© 2023 Sarasin & Partners LLP – all rights reserved. This document can only be distributed or reproduced with permission from Sarasin & Partners LLP.



# SARASIN & PARTNERS

Juxon House  
100 St Paul's Churchyard  
London  
EC4M 8BU

T: +44 (0) 20 7038 7000  
[www.sarasinandpartners.com](http://www.sarasinandpartners.com)

