

SARASIN  
& PARTNERS

# Six Minute Strategy

## Don't fight the Fed...yet

### September 2022

---

If you are a private investor, you should not act or rely on this document but should contact your professional advisor.





We are deeply saddened by the death of  
Her Royal Highness Queen Elizabeth II.

We offer our sincere condolences to His Majesty The King and all The Royal  
Family at this time of mourning, and respectfully give thanks for her life of  
dedicated service to her country.

# Inflation is proving stickier than expected

Sticky inflation (prices slow to change) is still rising strongly

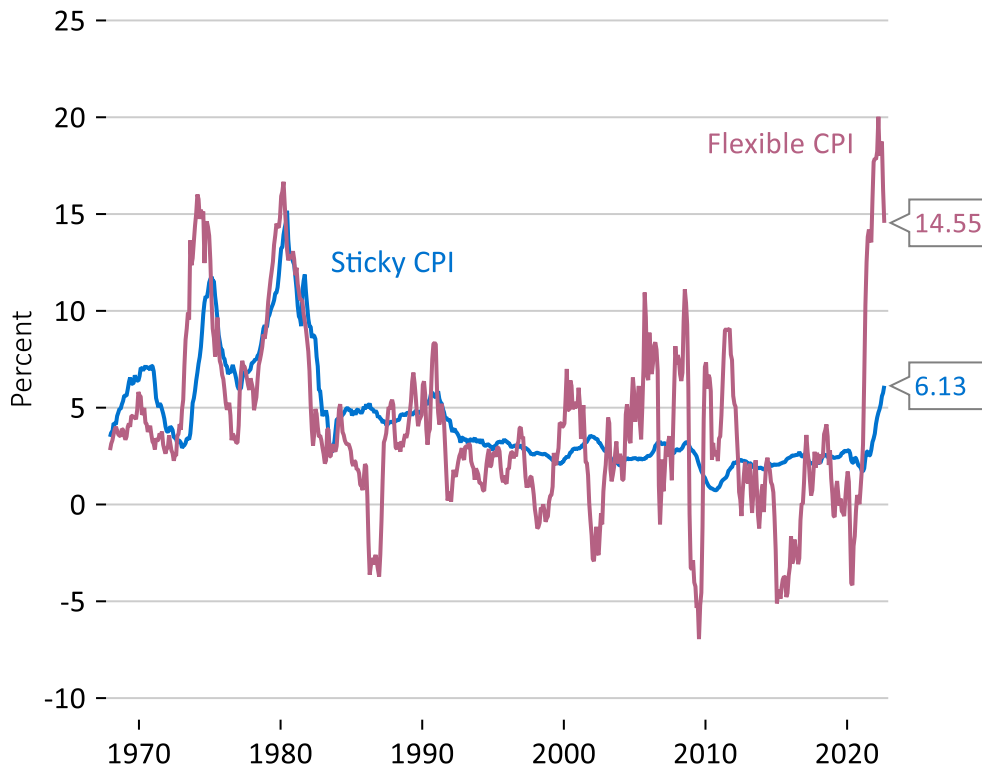


'Sticky' inflation is rising sharply



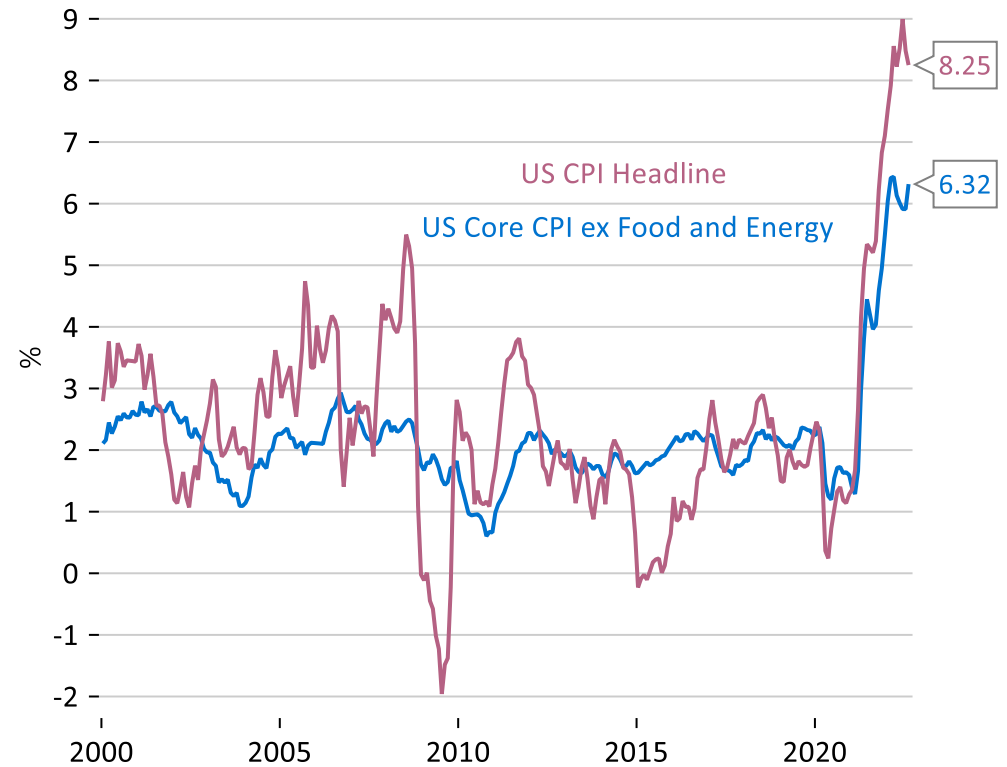
US Core CPI advanced 0.6% from July...ahead of forecasts

US CPI: Sticky Prices vs Flexible prices, Change Y/Y



Source: Macrobond, 15.09.22

US Inflation



Source: Macrobond, 15.09.22

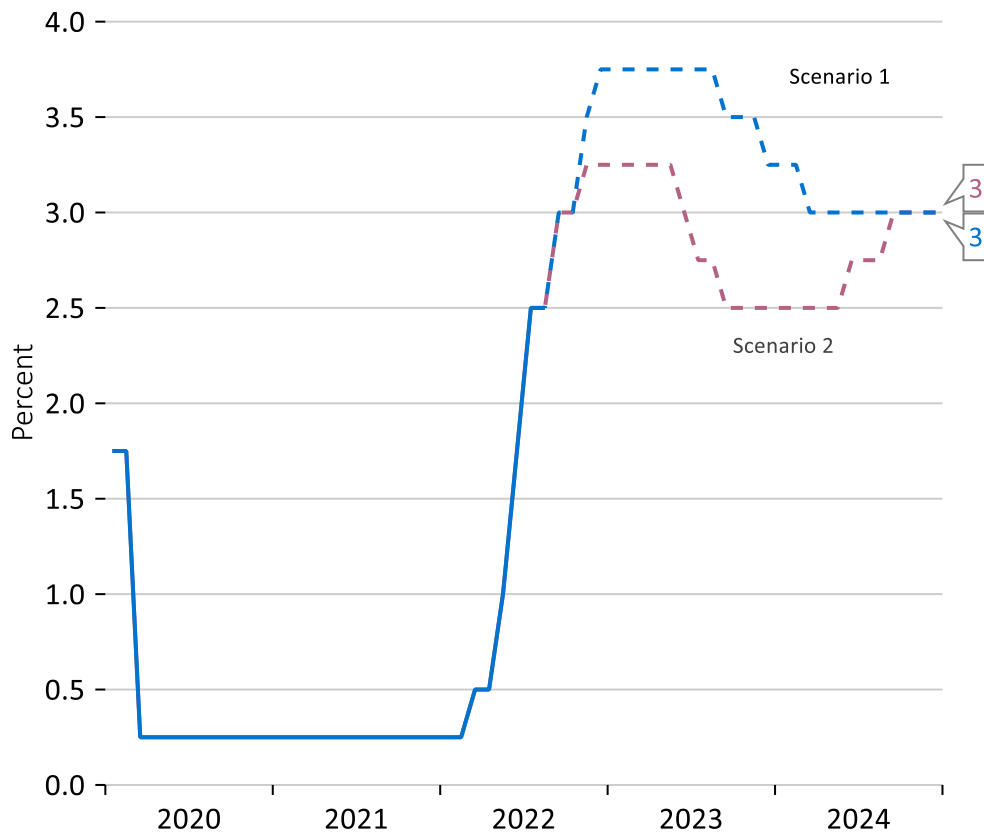
Source: IEA September 2022

# US interest rates to remain restrictive through 2023

‘Restoring price stability will take some time and requires using our tools forcefully’ Jerome Powell Aug 26



## US interest rate forecasts



Source: Macrobond, 15.09.22

## Scenario 1: Sticky core / higher for longer

Fed Funds rate rises to an above neutral level of 3.5% -3.75%. This causes a modest contraction in the economy in Q4 2022 and Q1 2023 as job growth slows and unemployment rises. Rates remain restrictive through much of 2023 to bring inflation back down to target. Consequently, economic growth remains below trend in 2023. Rate cuts come through by the end of 2023 with a trough at 2.75% - 3.0%. *This is our base case*

## Scenario 2: Falling energy prices / temporary reprieve

Sharp global economic slowdown (particularly in Europe and China) reduces energy price pressures. Fed Funds rate peaks at 3.0%-3.25%. Positive base effects and falling energy prices leads to cuts in the funds rate to 2.5% in 2023. However, sticky underlying inflation causes rates to increase again in 2024.

# Tighter money is: (1) Hurting all risks assets (2) Driving bond yields higher (3) Pushing the Dollar to multi year highs

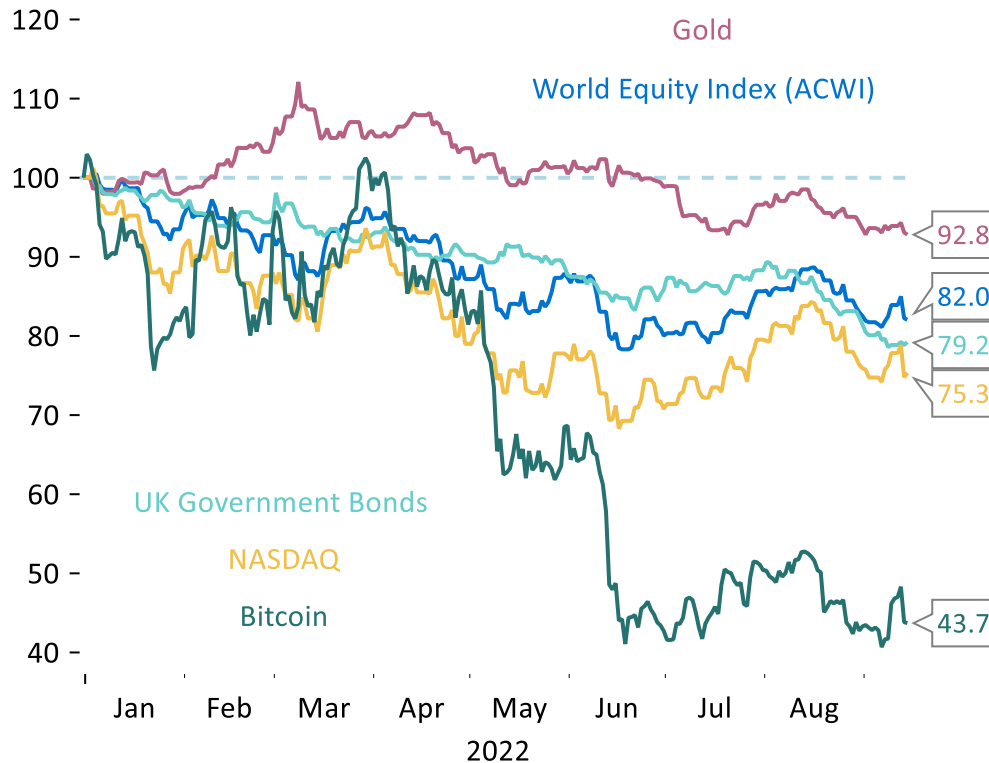


All asset classes show negative returns 2022 to date



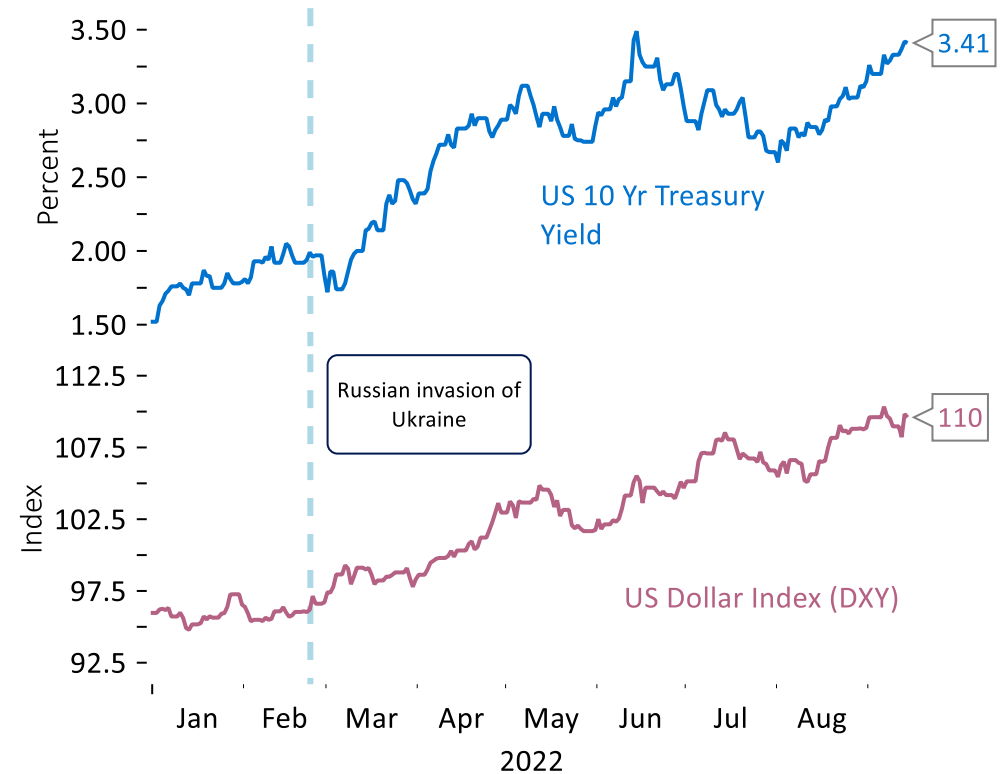
Tighter money policy & safe haven status is lifting the Dollar

Global Asset Performance, year-to-date



Source: Macrobond, 15.09.22

US 10 Year Tr Yield and US Dollar



Source: Macrobond, 15.09.22

# 1. There is hope that any recession will be shallow

A mild, 'job-full' recession is still possible in the UK with £2500 energy cap

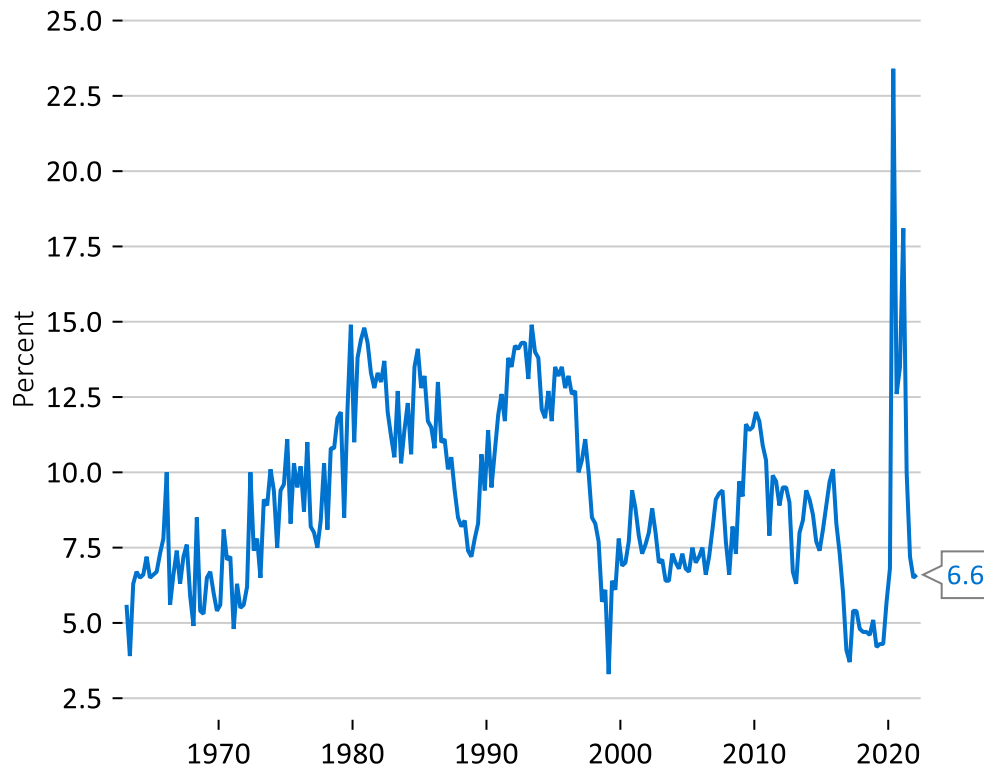


Personal savings during COVID are a buffer for consumers



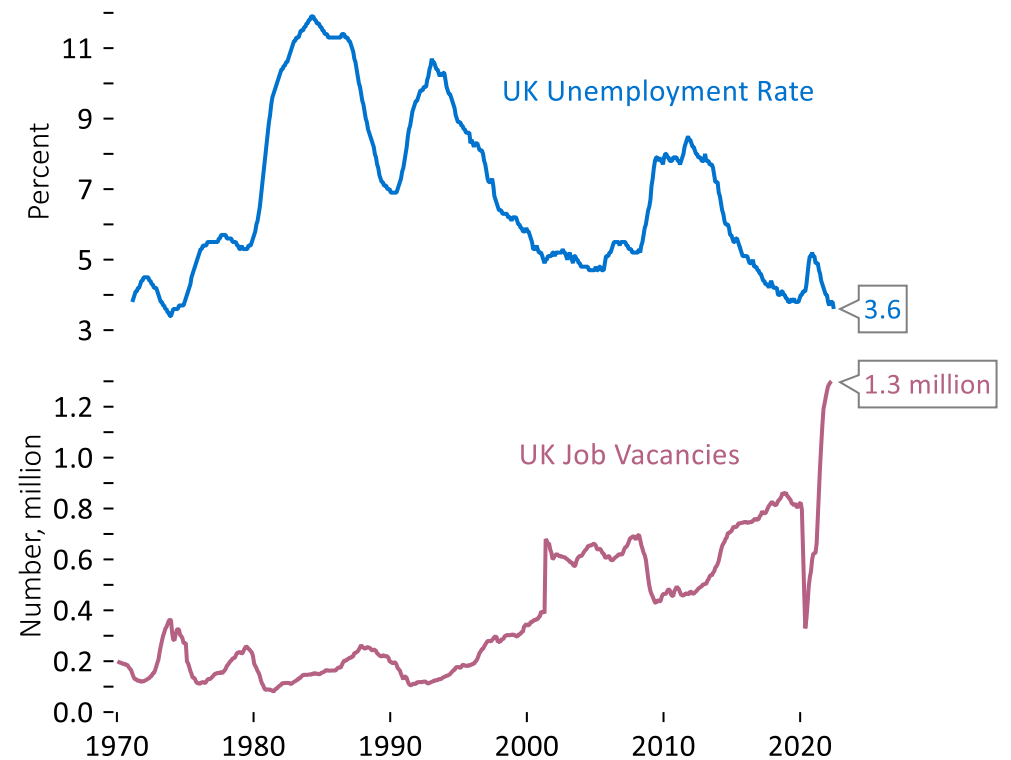
The strongest labour market in 50 years

## UK Savings Ratio



The Bank of England estimates excess UK savings from the pandemic equal £180bn or 13% of ann. consumption

## UK Unemployment and Vacancies



UK job vacancies of 1.3m now exceed UK unemployment of 1.29m (Aug 2022)

# 2. Weak growth in China may be saving the world again?

Chinese growth stalls– COVID restrictions, drought, property

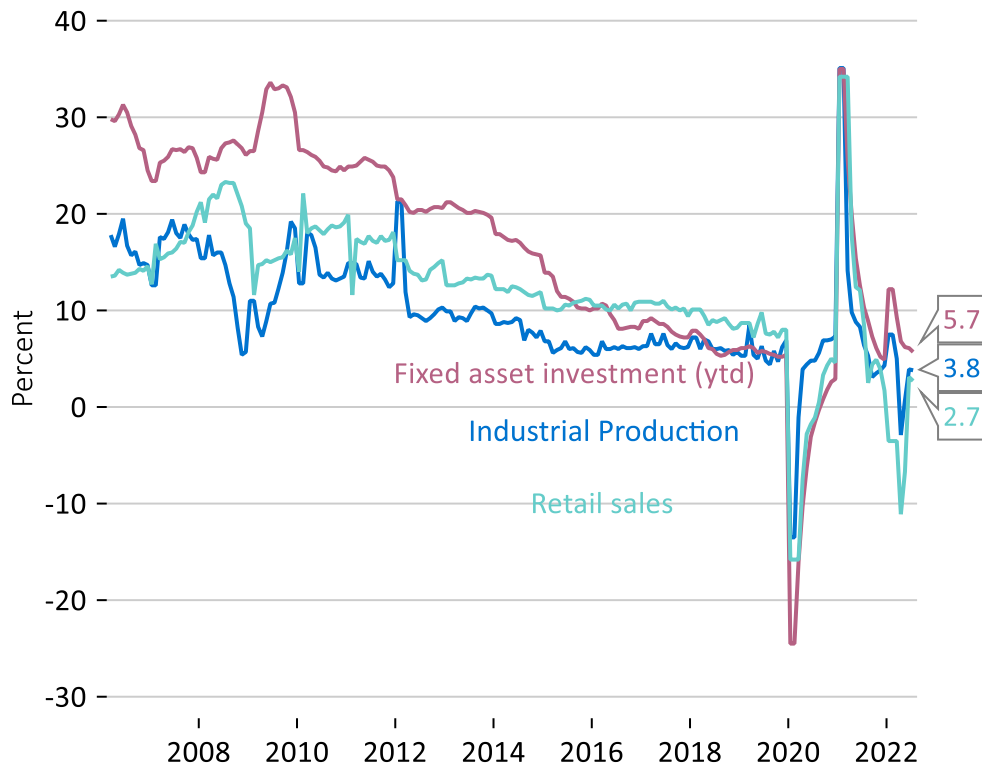


China data disappoints - Q2 GDP - 2.6% qoq



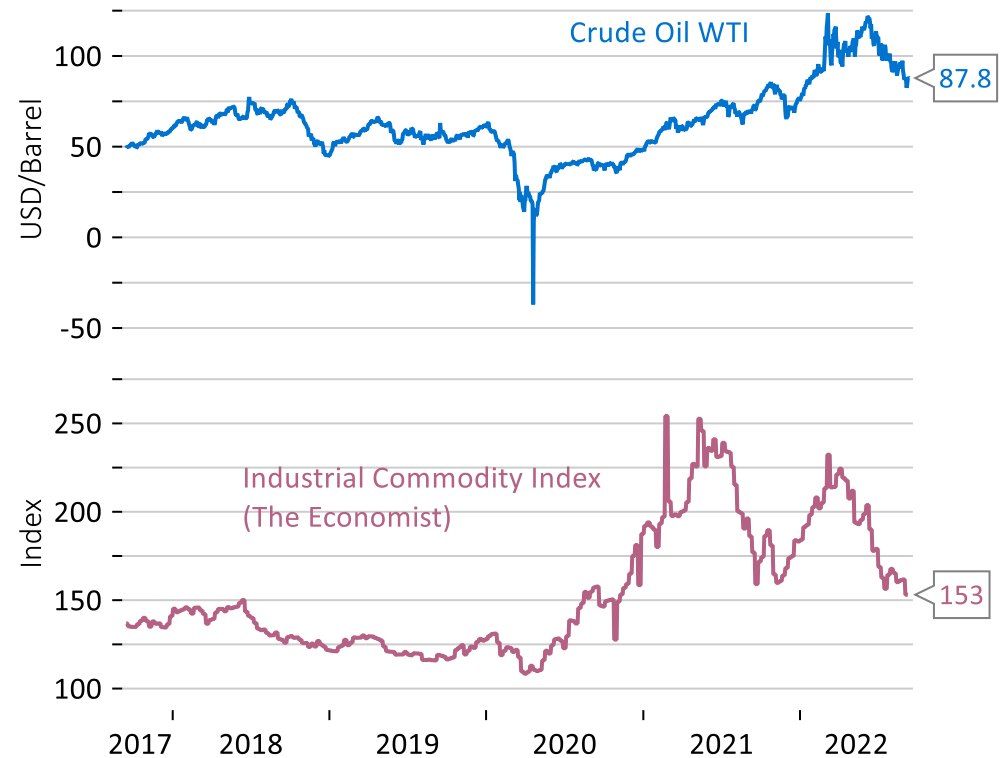
Weaker Chinese demand impacts global commodity prices

## Chinese Economic Data



Source: Macrobond, 15.09.22

## Oil and Industrial Commodity Prices



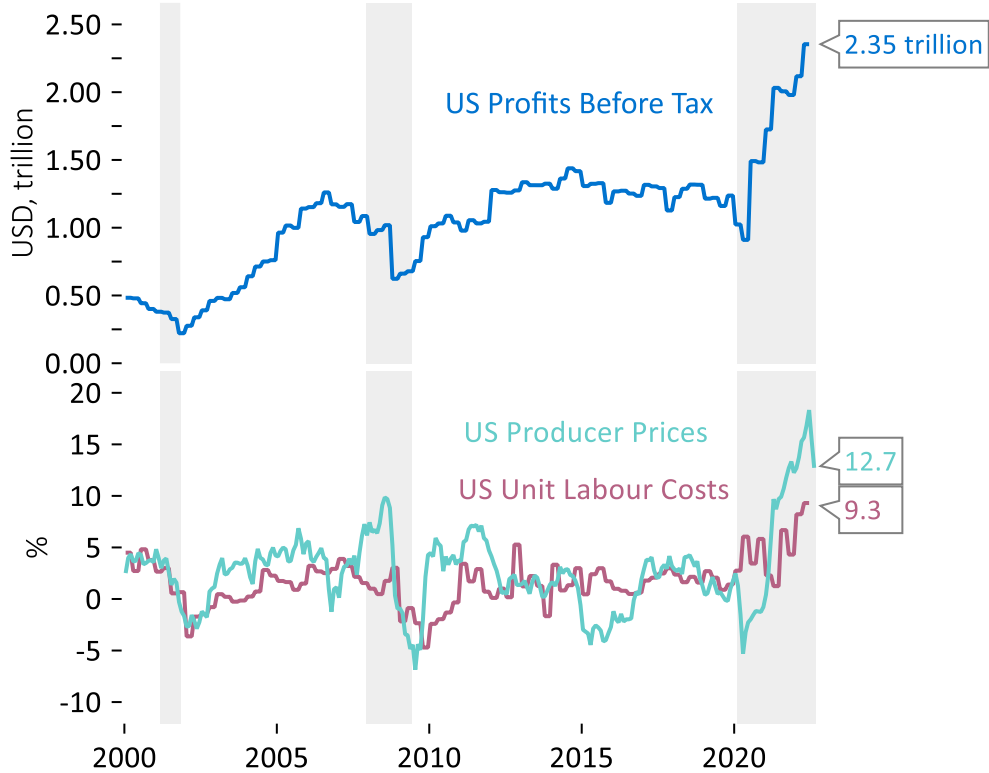
Source: Macrobond, 15.09.22

# 3. Despite surging labour costs corporate profits and sales remain comparatively robust

 US profits remain robust despite surging labour costs

 Top line sales still strong reflecting high *nominal* GDP

US corporate profits and costs



Source: Macrobond, 15.09.22

Global sales growth 1 year forward  
FactSet/Macrobond



Source: Macrobond, 15.09.22



# Don't bet against the Fed...yet

Caution on both equity and bond markets for a while longer



## Global strategy update – September 2022

<b>Bonds</b>	<p><b>Underweight</b></p> <ul style="list-style-type: none"><li>• UW Government Bonds – global inflationary pressures remain elevated – QT may cause yields rise above expectations</li><li>• UW Investment Grade Credit – recession risks rising – Single A yields becoming attractive</li></ul>
<b>Equities</b>	<p><b>Underweight Global, UK and EM</b></p> <ul style="list-style-type: none"><li>• Accelerated tightening of monetary policy risks further compression of equity valuations</li><li>• Global growth to slow materially - risk to earnings rising</li><li>• EM inflation and China growth risks remain substantial</li><li>• Robust corporate balance sheets offer support to defensive &amp; dividend strategies</li></ul>
<b>Alternatives</b>	<p><b>Strong Overweight</b></p> <ul style="list-style-type: none"><li>• OW Other Alternatives– private equity; infrastructure and renewables with inflation linked returns</li><li>• Strong OW Uncorrelated Alternatives; reduction in gold holdings as global interest rates climb</li></ul>
<b>Cash (tactical)</b>	<p><b>Strong Overweight</b></p> <ul style="list-style-type: none"><li>• CHF tactical allocation for GBP accounts</li><li>• <i>Consider opportunistic portfolio insurance</i></li></ul>
<b>Risks</b>	<p><b>Current:</b> Global inflation becomes entrenched triggering a dramatic tightening in financial conditions <b>Longer-term:</b> China/Taiwan tension, climate transition risks, tighter technology regulation <b>Ukraine:</b> Russia ceases European gas exports, NATO dragged into border war, further nuclear warnings</p>

Source: Sarasin & Partners, September 2022

# Important information

---

**If you are a private investor, you should not act or rely on this document but should contact your professional advisor.**

This document has been approved by Sarasin & Partners LLP of Juxon House, 100 St Paul's Churchyard, London, EC4M 8BU, a limited liability partnership registered in England & Wales with registered number OC329859 which is authorised and regulated by the Financial Conduct Authority with firm reference number 475111.

It has been prepared solely for information purposes and is not a solicitation, or an offer to buy or sell any security. The information on which the document is based has been obtained from sources that we believe to be reliable, and in good faith, but we have not independently verified such information and no representation or warranty, express or implied, is made as to their accuracy. All expressions of opinion are subject to change without notice.

**Please note that the prices of shares and the income from them can fall as well as rise and you may not get back the amount originally invested.** This can be as a result of market movements and also of variations in the exchange rates between currencies. **Past performance is not a guide to future returns and may not be repeated.**

Neither Sarasin & Partners LLP nor any other member of the Bank J. Safra Sarasin group accepts any liability or responsibility whatsoever for any consequential loss of any kind arising out of the use of this document or any part of its contents. The use of this document should not be regarded as a substitute for the exercise by the recipient of his or her own judgment. Sarasin & Partners LLP and/or any person connected with it may act upon or make use of the material referred to herein and/or any of the information upon which it is based, prior to publication of this document. If you are a private investor you should not rely on this document but should contact your professional adviser.

© 2022 Sarasin & Partners LLP – all rights reserved. This document can only be distributed or reproduced with permission from Sarasin & Partners LLP.

# SARASIN & PARTNERS

Juxon House  
100 St Paul's Churchyard  
London  
EC4M 8BU

T: +44 (0) 20 7038 7000  
[www.sarasinandpartners.com](http://www.sarasinandpartners.com)

