





SARASIN

SARASIN INVESTMENT FUNDS LIMITED

# ASSESSMENT OF VALUE SUMMARY

FOR THE PERIOD TO 31 DECEMBER 2024

SARASIN CHARITY AUTHORISED INVESTMENT FUNDS  
SARASIN FUNDS ICVC



## INTRODUCTION

- 01 Foreword from the Board
- 02 Actions taken following last year's Assessment of Value
- 03 Introduction to the Board
- 04 An introduction to the Assessment of Value
- 05 Our approach to assessing value
- 06 The evolution of our approach to assessing value
- 07 The value considerations
- 08 How to read your fund page

## 09 THE ASSESSMENTS:

### SARASIN CHARITY AUTHORISED INVESTMENT FUNDS

- 9.1 Sarasin Climate Active Endowments Fund
- 9.2 Sarasin Endowments Fund
- 9.3 Sarasin Growth Fund
- 9.4 Sarasin Income & Reserves Fund
- 9.5 Sarasin Climate Active Endowments Ex-Energy Fund

## 10 THE ASSESSMENTS:

### SARASIN FUNDS ICVC

- 10.1 Sarasin Food & Agriculture Opportunities
- 10.2 Sarasin Global Dividend
- 10.3 Sarasin Global Equity Real Return
- 10.4 Sarasin Global Higher Dividend
- 10.5 Sarasin Multi Asset - Strategic
- 10.6 Sarasin Responsible Corporate Bond
- 10.7 Sarasin Responsible Global Equity
- 10.8 Sarasin Responsible Strategic Bond
- 10.9 Sarasin Thematic Global Equity
- 10.10 Sarasin Tomorrow's World Multi Asset

## 11 VALUE OVER THE YEARS

## 12 GLOSSARY

# 1. FOREWORD FROM THE BOARD

**At Sarasin Investment Funds Limited, we consider ourselves long term stewards of our clients' assets. Our fundamental purpose is to deliver strong, long-term investment performance and exceptional client service. Our core values are the guiding principles on which we perform our work and conduct ourselves. In an ever-changing world, they remain constant and form the foundation of everything we do.**

Sarasin Investment Funds Limited is the Authorised Fund Manager responsible for the effective and prudent oversight of our UK collective investment funds. The Board of Directors are ultimately responsible for ensuring that our funds deliver value to our investors and that they are managed in their best interests. My fellow non-executive director and I provide independent oversight and scrutiny to ensure that this duty is discharged appropriately by the Board.

The Consumer Duty, a recent FCA initiative which came into effect on 31 July 2023, requires firms like ours to act to deliver good outcomes for retail investors. This principle is designed to set higher standards for consumer protection and complements our existing commitment to delivering good outcomes for our clients. At Sarasin Investment Funds Limited, we have further integrated the four key elements of the Consumer Duty into our ongoing considerations. These cover the products and services we offer; the price and value of our products (as demonstrated in this report); ensuring our products and services are well understood by consumers; and that we provide the necessary support to consumers, including those with vulnerabilities; collectively ensuring that we consistently act in the best interests of our clients. To ensure we meet these standards, we have established robust reporting and oversight frameworks. This includes quarterly performance reports, which provide comprehensive updates on our investment strategies, along with detailed analysis of whether the funds are delivering good client outcomes across the four key elements.

Additionally, we have established a dedicated committee that oversees the integration of the Consumer Duty principles within our offering, enabling us to continually assess, and improve where required, our client-focused approach.

We recognise that investment performance is a key consideration for our clients, reflected by the fact that this consideration has the greatest influence on our overall assessment of whether our funds are providing good value to investors. Broadly, our assessment is that investment performance for the period ended 31st December 2024 remains unsatisfactory, having been similarly assessed for the period to 31st December 2023.

We acknowledge that 2024 was a challenging year for fund managers, such as our appointed fund managers at Sarasin & Partners LLP (“Sarasin”), who actively manage the funds’ investments, rather than just passively following an index such as the FTSE100 or an index of global companies such as the MSCI All Countries World Index. Globally, investment returns from companies in 2024 were largely driven by the continued successes of a small number of companies from a single country (the US), and largely from a single industry sector (Technology), which became known as “the Magnificent Seven”. These are Alphabet (which owns Google), Apple, Microsoft, Nvidia, Amazon, Meta (which owns Facebook, Instagram and WhatsApp) and Tesla. Whilst many of our funds invest in these

companies, we believe that when investing globally it is prudent, and in some cases a regulatory requirement, to invest in a broad and diversified portfolio of assets to mitigate the risk of losing money by being invested in a concentrated portfolio of similar companies. This has meant that, in a number of cases, our funds have not delivered the same investment returns as these indices reflecting the performance of global companies that we use as benchmarks to assess how well the fund manager has performed.

We have regular, ongoing contact with Sarasin and remain fully committed to their long-term global investment philosophy, focusing on high-quality companies backed by long-term trends. This year, we have focused on changes they have made, both in the current review period and prior ones, which are aimed at improving fund investment performance. These include personnel and process adjustments to boost investment performance and reduce future downturn risks. Sam Jeffries now leads Asset Management, while Subitha Subramaniam has transitioned to Head of Investment Strategy. This shift strengthens both departmental management and overall investment strategy.

The global equity research team have increased headcount, following a successful recruitment process of two new hires to cover analysis of IT and Financials stocks. There has also been a refresh in the global equity research process to focus more quickly on relevant ideas driven by a primarily

quantitative filter to define which Global Industry Classification Standard (GICS) sub-sectors match our criteria for thematic stocks, a ‘triage’ process to reject ideas unlikely to fit portfolios earlier in the process and fewer stages in the process to present new ideas to the full team after they have navigated the triage process.

The actions taken in 2023 that saw new fund manager hires on alternatives and multi asset funds, will be expected to bear fruit over the long term, with improved stock selection in the managed funds using the improved equity research process and extra research resources in 2025.

We are therefore satisfied that the fund management teams at Sarasin are taking sufficient and appropriate action, in the required areas, to address our concerns over the investment performance that has been delivered to our investors in recent times. We also note with satisfaction that the funds did generate investment returns for investors during the year, and that, broadly, they performed better than many of our peers providing similar funds. We will however continue monitor this closely.

We continue to recognise that the impact that the companies our funds invest in can have on the environment and society is of particular interest to a large number of clients. As well as offering a number of funds that have specific environmental, social and governance (ESG) policies determining what they can and can’t invest in,

catering for differing customer preferences, Sarasin, has a consistent approach to ESG. Sarasin’s responsible stewardship philosophy is built on three pillars: a robust, thematic, global investment process focused on long-term value drivers; active engagement with the companies they invest in with, where appropriate, considered voting intended to drive positive change on behalf of investors; and policy outreach where a positive role can be played in shaping markets and regulation.

We also continue to monitor the performance of our administration to ensure that the quality of customer service offered to our investors meets the high standards we expect.

We are actively engaging to assess value for investors and enhance current offerings and as such have taken a number of actions since the last assessment of value was conducted, details of which are provided later in this report.

We are committed to securing ongoing value for our clients and welcome and value dialogue with, and feedback from, investors. If you have any comments on anything included in this report please contact our team at [productsolutions@sarasin.co.uk](mailto:productsolutions@sarasin.co.uk)

### **Mr G. Steinberg**

Chairman of Sarasin Investment Funds Limited

**April 2025**



## 2. ACTIONS TAKEN FOLLOWING LAST YEAR'S ASSESSMENT OF VALUE



**We are committed to enhancing and improving our customers' experience and as a result we have made a number of changes to our funds since the last Assessment of Value as at 31 December 2023.**

In May 2024, the operational charges of various retail share classes were lowered so that the fee paid, as percentage of the size of the fund, reduces by a greater amount as the fund gets bigger.

In June 2024, we moved a number of UK resident investors who were recorded as having used the services of a financial advisor when investing with us, but to whom no rebate of our fees was paid by way of commissions, into a cheaper share class in order to deliver better value to these investors.

In July 2024, we launched a new fund; Sarasin Climate Active Ex-Energy. A new fund within the Charity fund range targeting charity investors seeking a multi-asset solution with climate related engagement but with a full exclusion on investing in

companies within the energy sector.

In November 2024, we made some adjustments to the way the Sarasin Global Equity Real Return's performance is measured by using a blended benchmark, which includes a mix of global asset benchmarks. We reduced the portion of the benchmark tied to the MSCI All Countries World Index (GBP) from 30% to 15% and increased the portion linked to the MSCI All Countries World Index (Net Total Return) from 45% to 60%, reflecting a change in how we manage currency hedging. These modifications were not intended to affect the fund's investments or its level of risk, but they gave us more flexibility in how the fund is exposed to different currencies.

In August 2024, consumer testing was conducted on a number of our funds and as a result of the feedback, we have improved the clarity of the language we use in our Key Investor Information Documents (KIIDs), particularly in relation to how we explain the risks of investing in the funds.

In addition to the actions taken as a result of the 2023 Assessment of Value, we have also implemented further changes in response to the evolving regulatory landscape. These adjustments reflect our ongoing commitment to compliance and effective management in light of new regulatory requirements;

In response to the Consumer Duty, which came into effect on 31 July 2023, we have further integrated its key principles into our practices. As well as assessing whether we believe our products offer good value, we also ensure that they are well understood by consumers, and that we provide the necessary support, especially for any vulnerable clients. We have established robust reporting frameworks, including quarterly performance reports, to assess whether our funds are delivering good outcomes to retail investors. Additionally, a dedicated committee oversees the ongoing integration of these principles, enabling us to continuously improve our client-focused approach.

In accordance with the Sustainable Disclosure Requirements (SDR) which came into effect on 2nd December 2024, we introduced consumer-facing disclosure documents for all of our funds. These documents are designed to provide investors with clear and accessible information on each fund's sustainability characteristics, investment strategies, and associated risks. By making these disclosures easily available, we aim to support informed decision-making and demonstrate our ongoing commitment to responsible investing practices.

Our commitment to ongoing assessment and improvement continues and we will focus on the actions identified as part of this latest assessment of value during the remainder of 2025.

### 3. AN INTRODUCTION TO THE BOARD



#### GARY STEINBERG

(Chair and Independent Non-Executive Director):

With over 40 years in the investment management industry, Gary has held CIO and CEO positions at some of the largest international organisations in private, not for profit, and official sectors, including BP, Wellcome Trust and the International Monetary Fund in Washington D.C. His experience covers long-term capital pools such as pension funds and endowments and shorter-term liquidity pools and reserve assets.

During his 6-year tenure at the IMF, Gary led the process to create a \$6bn in-house, multi-asset endowment funded by gold sales, as part of the Fund's "New Income Model". This complicated assignment led to a transformational change in how the IMF finances itself and required establishing entirely new investment, governance, and operational frameworks within the Fund. Armed with these new investment powers, Gary also oversaw a strategic review of the Fund's own internal reserve assets approved by the Board in 2015.

Since retiring from the IMF, Gary is involved with non-executive roles in the asset management business and being a Trustee of the John Ellerman Foundation, the UK not-for-profit, supporting the arts, environment and social action.



“Our core values are the guiding principles on which we perform our work and conduct ourselves. In an ever-changing world, they remain constant and form the foundation of everything we do.”

### 3. AN INTRODUCTION TO THE BOARD - CONTINUED

**ELIZABETH TRACEY****(Independent Non-Executive Director):**

Elizabeth Tracey (Independent Non-Executive Director): Elizabeth has worked for over 38 years in the financial services industry including senior operational roles at large asset managers such as Merrill Lynch Investment Managers and BlackRock Fund Managers. Elizabeth has 18 years of UK fund board experience. Specialising in global operations management, Elizabeth's experience includes oversight of projects in Europe, Asia, the US, and Australia. Elizabeth is also involved in other areas of the asset management business and is a Non-Executive Director for Waystone Management (UK) Limited and is chair of their Risk, Audit and Compliance Committee.

**GUY MATTHEWS:**

Guy was appointed as Sarasin's Managing Partner in June 2016, having previously been Chief Operating Officer (2010 – June 2016) and prior to that as Chief Financial Officer of the Sarasin (UK) Group (2002 – 2010). Guy is Chairman on the Sarasin's Executive Committee and Product Strategy Group.

Guy started his career at Smith and Williamson where he qualified as a Chartered Accountant in 1990. He spent a year at the Investment Management Regulatory Organisation (IMRO) on secondment and joined Sarasin in 1994 where he has had responsibility for the financial accounts, compliance, corporate strategy and Fund administration.

He was also formerly the Chairman of the FSA's Smaller Businesses Practitioner Panel and a member of the FCA's Practitioner Panel.

**SAM JEFFRIES:**

Sam is a Partner at Sarasin where he is the Head of Asset Management having previously managed portfolios for domestic and international Private Clients.

Sam joined Sarasin & Partners in 2007 from Baring Asset Management where he spent six years managing domestic and international private client portfolios and also headed the fund of funds business.

Prior to this he spent seven years at Brewin Dolphin Securities Ltd managing UK private client portfolios.



## 4. AN INTRODUCTION TO THE ASSESSMENT VALUE

### WHO IS THIS REPORT DESIGNED FOR?

This report, covering our Assessment of Value for the annual period to 31 December 2024, is aimed at individuals who invest in our range of UK-domiciled investment funds, or their financial advisors. The report covers an assessment for each share class of these funds and concludes to what degree we believe that we have delivered value to our investors.

## 4. AN INTRODUCTION TO THE ASSESSMENT VALUE - CONTINUED

### WHAT IS A SHARE CLASS AND WHAT IS THE DIFFERENCE BETWEEN THOSE AVAILABLE?

Our funds generally offer a variety of share classes which may differ in terms of the currency they are issued in, how they manage the risk of investing in assets that are priced in different currencies; the fees we charge for them, and who they are distributed to. Some of the differences between the share classes offered are set out in more detail later in this report.

- **Class A shares**, in any currency, are typically held by either unadvised non-UK resident investors or investors who have bought their shares via an intermediary such as a financial advisor and where there is an agreement to pay a rebate of our periodic charges, in the form of commission.
- **Class F shares**, in any currency, are typically held by either unadvised UK resident investors or investors who have bought their shares via an intermediary such as a financial advisor where there is no rebate of our periodic charges, in the form of commission payable.
- **Class I shares**, in any currency, whether hedged or unhedged, require a higher minimum amount to be invested, usually £1 million or equivalent, and are typically held by institutional investors. The features of these share classes, including their charges, are structured with this restriction in mind.
- **Class P shares**, in any currency, whether hedged or unhedged, are only available to investors who buy their shares via an online 'platform' service. The features of these share classes, including their charges, are structured with this restriction in mind.
- **Class L shares**, in any currency, were only available to be bought by investors of the Sarasin Tomorrow's World Multi Asset Fund for a limited period of time. This share class is now closed to new investment, except in the case of model portfolio services.
- **Class D, V, X and Z shares**, in any currency, whether hedged or unhedged, are only available to investors who have a discretionary investment management arrangement with specific providers of discretionary investment management services, including Sarasin & Partners LLP. Such clients will be subject to their own individual charging arrangements and the features of these share classes, including their charges, are structured with this restriction in mind. For this reason, the results of the assessments of these share classes are not presented in this report. If you are invested in any of these share classes and would like to discuss the outcomes of the assessments of these classes, please contact your relationship manager(s).

### HOW DO I KNOW WHAT SHARE CLASS I AM INVESTED IN?

If you invest with us directly, or through a financial advisor, you can find out which share class you hold by checking your contract note, your biannual statement or speaking to your advisor. If you invest in our funds through an online platform, you should be able to find these details on your online account.

### HOW SHOULD I USE THIS REPORT?

We recommend that you first take the time to read the "Our Approach to Assessing Value" and the "The Seven Value Considerations" sections of the report to understand how we have made our assessments. The results of our assessments are then set out in a summary for each of our funds so that you may easily navigate to those which are of most interest to you. We have included a glossary at the back of the report to define technical terms which some investors may not be familiar with.

### WHAT SHOULD I DO IF I HAVE ANY QUESTIONS?

You can contact us at [productsolutions@sarasin.co.uk](mailto:productsolutions@sarasin.co.uk) if you have any questions. If you have an advisor, you may wish to discuss your questions with them.



## 5. OUR APPROACH TO ASSESSING VALUE

**The Assessment of Value rules are set by our regulator, the Financial Conduct Authority (“FCA”), and they define seven considerations that we must, as a minimum, use in assessing value.**

They do not however, explicitly define the processes to be followed; the relative weighting of the seven (or more) considerations; or the meaning of ‘value’. The responsibility is therefore for the Board to determine the meaning of value for its fund investors, and the methodology for producing assessments incorporating the minimum seven value considerations.

The Board has determined that it is appropriate to use the seven minimum considerations for the assessment of value to our investors. We have developed a structured approach, weighting each consideration based on the Board’s view of their relative importance to investors’ anticipated outcomes from investing in the funds.

**The value considerations are:**

- Performance
- Quality of Service
- Authorised Fund Manager Costs
- Comparable Market Rates
- Economies of Scale
- Comparable Services
- Classes of Units

These are explained in more detail in Section 7 of this report, along with details of how we have weighted them.

We use a series of quantitative and/or qualitative inputs to determine a score, which we feel reflects the extent to which value has been delivered to investors, for each value consideration during the period. These inputs are also weighted according to the Board’s view of their relative importance to each of the value considerations.

These inputs give an overall score for each consideration which is applied to a RAG scale (red, amber, green) to separately rate each of the value considerations.

The scores for each of the value considerations are then combined, according to their weighting, to determine the overall score delivered for each share class of each fund. These scores are also then applied to a RAG scale (red, amber, green) to separately determine the outcome of the assessment of value for each share class, of each fund.

**The RAG scale should be interpreted as follows;**

 **GREEN**

Indicates that we are satisfied that value is currently being delivered to investors.

 **AMBER**

Indicates that, whilst we are generally satisfied that value is currently being delivered, there are some areas that will be considered and may result in action being taken.

 **RED**

Indicates that we are not currently satisfied that value is being delivered to investors and there are areas that will be considered and may result in action being taken.

 **GREY**

Indicates that it is too soon to measure investment performance – this may be applied when the fund has been active for less than its recommended holding period, or has had a material change to its investment objective, policy or benchmark during that period. An indicative rating may be given where possible.



## 6. THE EVOLUTION OF OUR APPROACH TO ASSESSING VALUE

We are committed to making continued improvements to our approach to assessing value, and in the presentation of our findings. In part as a result of considering the guidance from a recent FCA review of how managers such as ourselves are assessing value, we have made the following change to our approach since we last published such a report, as at 31st December 2023;

- In the Performance consideration, for those funds that include an income target in their investment objective, a more comprehensive analysis is carried out to look at the share class yields against their target yield over quarterly, rolling distribution periods.
- In the Quality of Service consideration, additional assessments have been considered in the investment process. These additional assessments are designed to ensure funds are managing ESG considerations more effectively. These assessments include, the Morningstar Sustainability Rating, which evaluates how well a fund manages ESG risks relative to its peer group; the Morningstar Low Carbon Designation, indicating alignment with a low-carbon economy transition; and tracking ESG breaches. These measures provide enhanced scrutiny of responsible investment practices. Outside of our responsible investing assessments, we also looked at liquidity by analysing whether funds could face liquidity issues and conducting scenario analysis based on historical events to test their ability to handle redemption requests.
- In the Classes of Unit consideration, additional tests have been considered to evaluate how well we managed the transfer of clients into more suitable share classes. A portion of the score was awarded for evidence of transferring clients to a more appropriate class or informing them of cheaper investment alternatives. The majority of the score was awarded if the share classes were deemed appropriate for current investors, based on thorough evaluation. A negative weight was applied to share classes with evidence of disproportionately high costs, particularly those with currency hedging.
- This year, we have enhanced the Assessment of Value Report by adding the “How to Read Your Fund Page” and “Value Over the Years” sections. These additions to the report aim to provide greater transparency and help investors fully benefit from our annual assessments.



## 7. THE VALUE CONSIDERATIONS

As mentioned, we have used the seven considerations specified by the FCA when assessing the value delivered to investors in our funds. These are;

### **PERFORMANCE – HAS THE FUND PERFORMED IN LINE WITH EXPECTATIONS?**


We considered the degree to which the investment performance achieved by a fund compares to three success criteria: its investment objective(s), its comparator benchmark(s), and its peer funds with similar characteristics. The methodology reflects that we believe that, primarily, value is delivered for investors where a fund has achieved its stated investment objective(s) and performance against benchmark(s). We assess the returns, net of fees, over appropriate time periods, usually the length of time over which we expect the fund to deliver its investment objective. Where a fund, or share class, has not been in existence long enough to allow this, or the investment objective or benchmark has changed during this time period, we will use appropriate data that is available to make the assessment as far as possible.

### **QUALITY OF SERVICE – ARE WE MEETING EXPECTATIONS IN THE VARIOUS SERVICES WE PROVIDE?**

We considered the range and quality of the services that we provide to investors including the funds' investment processes, delivery of our stewardship philosophy and the customer experience provided to investors through the quality of the administrative services provided and the quality and clarity of the documentation published to, and our communications with, our investors. Where possible to do so, we have used external, independent opinions in these assessments. Receipt of complaints from investors, or breaches of our service standards, have the power to reduce the score achieved for this consideration.

### **AUTHORISED FUND MANAGER COSTS – ARE THE FEES CHARGED TO THE FUNDS REASONABLE AND APPROPRIATE?**

Our role in running the fund can be referred to as that of the "Authorised Fund Manager". We considered whether all costs charged to investors and the fund are transparent and understandable to investors, with no hidden costs. Additionally, we considered whether the fees paid by investors are reasonable in relation to the cost of the services they, or the funds, receive. This applies not just to investment management fees, but to other charges, such as those involved in administratively operating the fund.







## 7. THE VALUE CONSIDERATIONS - CONTINUED

### COMPARABLE MARKET RATES – HOW DO THE FEES OF OUR FUNDS COMPARE TO THOSE OF OUR COMPETITORS?

We considered whether the charges levied to invest in the funds provide value when compared with the charges of similar funds. To establish an appropriate group of peer funds for each of our funds, we start by looking at data issued by the Investment Association (“the IA”) which is a trade body that represents investment managers and asset management firms in the UK. The IA divides large numbers of funds into smaller groups, generally depending on what the funds invest in, to aid comparisons between funds in one or more sectors. We then remove the funds that have a different investment style to us i.e. those that are managed passively to replicate the returns of a particular group of investments (an “index tracker”) rather than actively deciding what to invest in; those that have a materially different approach to sustainability and those of a materially different size; with the intention of ensuring as much of a like-for-like comparison as possible. We aim for a peer group of ten similar funds but, for some share classes, this is not possible and we will use a smaller number of funds as the basis for comparison if needed. We use the overall cost of the fund, referred to as the Ongoing Charges Figure (“OCF”) as the basis for the comparison.

### ECONOMIES OF SCALE – DO OUR INVESTORS BENEFIT FROM COST SAVINGS AS THEIR FUNDS GROW IN SIZE?

We considered whether, where a fund or range of funds reaches a certain scale, this prompts a review to consider whether any material economies of scale can be achieved as a consequence and whether these savings are passed on to investors. Some of the arrangements we have with service providers to the funds e.g. for administrative and accounting services, are structured so that we start to see cost benefits as the size of the fund grows. We assess whether our funds have a mechanism in place to pass on these benefits to investors by way of lowering the fees of our funds.

### COMPARABLE SERVICES – HOW DO THE FEES OF OUR FUNDS COMPARE WITH WHAT WE CHARGE FOR OTHER PRODUCTS AND SERVICES?

We considered whether investors in the funds are charged materially higher fees for the services that are available in alternate offerings within the Sarasin’s group of companies with similar objectives, policies and minimum investment size – such as via our discretionary managed mandates provided to institutional, charity or private clients, or in other Sarasin fund ranges and, if so, whether this is justified. This is, therefore, an internally focused assessment against other services offered within the Sarasin group, whereas the Comparable Market Rates consideration is an externally focused assessment against external competitor and/or peer funds.

## 7. THE VALUE CONSIDERATIONS - CONTINUED

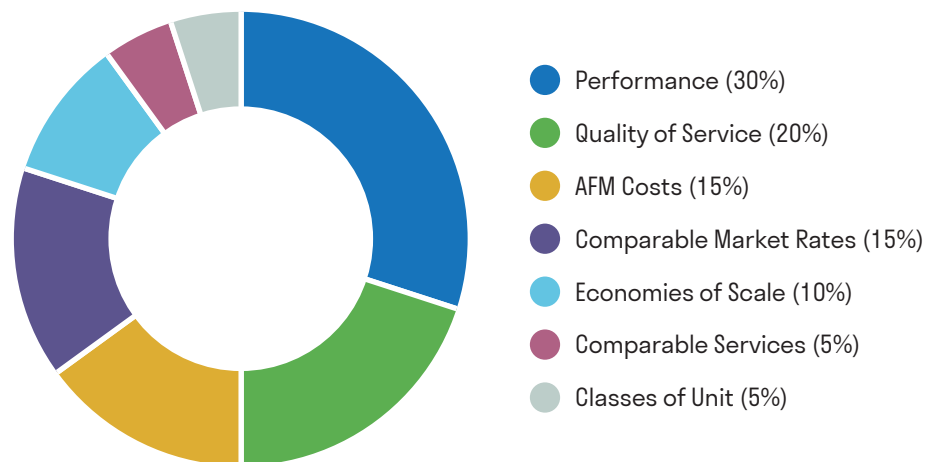
### **CLASSES OF UNITS – ARE YOU IN THE MOST APPROPRIATE TYPE (“CLASS”) OF SHARE THAT IS AVAILABLE IN THE FUND?**

For some of our funds, we issue different types of shares which depend upon the features and services we offer. These are called ‘share classes’ and can differ for various reasons, for example, you could hold a share class that was set up specifically so that you could buy it through an online fund ‘platform’. We considered whether, where the funds offer different share classes with different charges, we ensure that investors holding higher cost share classes (usually those set up historically for individuals to invest in our funds directly i.e. not via an online platform), are made aware that there may be alternate means to access lower charging share classes (such as via online fund platforms). We also consider whether there is a reasonable rationale for such investors to remain in the higher cost share classes.

### **WEIGHTINGS OF EACH VALUE CONSIDERATION IN THE OVERALL VALUE ASSESSMENT**

As stated earlier, we have applied a weighting to each value consideration based on the Board’s view of their relative importance to investors’ anticipated outcomes from investing in the funds. These are:

#### **Weighting of each Value Consideration**



## 8. HOW TO READ YOUR FUND PAGE

To assist you in finding your way around the individual fund pages we have created the following guide to highlight the key areas.

### Fund details

Here you can find a breakdown of the essential characteristics of the fund.

### Assessment Results

Here you can find the final scores awarded of each consideration for each share class within the fund, including an overall score to determine whether the fund as a whole, has delivered value for money.

### Performance data

Here you can find the fund's performance data, typically a factsheet or Key Investor Information Document (KIID), up to the reference date of 31 December 2024 or earlier. You will also see a performance graph that will illustrate the funds return over its recommended holding period. To get the latest performance data, please visit the Sarasin's website for your fund.

### 9.1 SARASIN CLIMATE ACTIVE ENDOWMENTS FUND

#### FUND DETAILS

**THIS FUND IS:** A multi-asset fund for charities that aims to bring about, and benefit from, action by businesses to strengthen their resilience to climate change in line with the Paris Climate Accord.

**THIS FUND IS FOR:** UK charities only

**THIS FUND IS A PART OF:** Sarasin Charity Authorised Investment Funds ("CAIF")

**FUND OBJECTIVE:** We seek to grow the Sub-fund (through increases in investment value and income) by 4.0% per year more than the Consumer Prices Index (CPI) over a rolling 5-year period after deducting fees and costs.

**FUND BENCHMARK:** 60% MSCI All Countries World Index ex UK; 10% MSCI All Countries World Index ex UK (Local Currency); 10% SONIA+2%; 7.5% ICE Bank of America UK Gilts All-Stocks Index; 7.5% ICE Bank of America Sterling Corporate Bond Index; 5% IPD All Balanced Property Fund Index

**FUND SIZE (AT 31.12.24):** £371m

**FUND LAUNCH DATE:** 16th February 2018

**SHARE CLASSES ISSUED:** A, V

**CLASS A OCF:** 0.94% (0.75% investment, 0.06% admin, 0.13% other funds held)

**CURRENCIES:** GBP

#### ASSESSMENT RESULTS

CLASS	A
PERFORMANCE	○
QUALITY OF SERVICE	○
AFM COSTS	○
COMP MARKET RATES	○
ECONOMIES OF SCALE	○
COMPARABLE SERVICES	○
CLASS OF UNIT	○
OVERALL	○

#### CONCLUSIONS

**Overall:**  
Taking into account all seven value considerations included in the assessment, we are generally satisfied that the fund is demonstrating value. We have summarised our assessment of each area separately below. Where an area has resulted in an action being taken or is undergoing a further review, we have shared the steps we have taken, or will take, to try and improve this area.

\*You can find out which share class you are invested in by checking your statement, contract note or, if you are invested via an online platform, via your platform account.

### 9.1 SARASIN CLIMATE ACTIVE ENDOWMENTS FUND - CONTINUED

#### Performance:

Our assessment concluded that the fund has not performed in line with expectations. Whilst the fund scored well when compared to its peer funds, it underperformed against its objective over the time periods assessed. The fund also scored poorly when compared to its benchmark. The fund's investment objective references the Consumer Price Index, a measure of inflation, being the increase in prices of goods and services over time. In the year 2022 and 2023, we saw spikes in inflation as a result, in part, of global events such as the COVID pandemic and Russia's invasion of Ukraine, which impacted energy and food prices particularly. This was a significant challenge to investment performance and has materially contributed to our assessment and scoring of this consideration which assesses performance across multiple time periods.

#### Quality of Service:

The fund benefits from Sarasin's multi-asset investment process which draws upon their thematic approach to selecting the companies in which to invest. Guided by the structural forces that drive global change, their thematic investment approach helps them find the most compelling long-term opportunities. They believe there are currently five key megatrends that will play the most significant role in shaping our futures. Thinking thematically narrows the investment universe to companies that benefit from these themes. Sarasin's stewardship work and thematic investment philosophy draw on each other. Environmental, social and governance analysis is embedded within the investment process and they use this to inform how they engage with the companies they invest in. The fund also avoids investing in certain sectors by applying ethical exclusions. We are satisfied that administrative services are also delivering value.

#### AFM Costs:

We concluded that the fund's charges are transparent and understandable with no entry, exit or performance related fees. Each of our charges are reasonable and appropriate, according to our assessment and are related to the costs paid by us for investment and operational services.

#### Comparable Market Rates:

Our assessment found that the fund is priced competitively compared to the average cost of its peers.

#### Economies of Scale:

The fund has a pricing mechanism whereby the economies of scale are passed to investors. This relates to the tiering of the operational charges applied so that a lower fee rate is applied as the charity fund range gets larger.

#### Investment Growth

Time period: 01/01/2020 to 31/12/2024

Source: Morningstar Direct

## The seven considerations

We have explained our analysis for each of the seven assessment criteria in these sections.



## Actions

Where this report identifies that certain funds are not demonstrating value consistently, we have completed a further review and shared the remedial actions that we have taken, or plan to take, to address the issues we have identified.

### 9.1 SARASIN CLIMATE ACTIVE ENDOWMENTS FUND - CONTINUED

#### Comparable Services:

We concluded that there are no comparable services or products that are materially cheaper than what is available in this fund. This considered other funds managed within the Sarasin group, discretionary investment management services offered to clients and institutional investment mandates managed within the Sarasin group.

#### Classes of Units:

We are satisfied that investors are in the appropriate share class of the fund.

#### ACTIONS

Sam Jeffries took over the role of Head of Asset Management at Sarasin to focus fully on the management of the department, allowing Subitha Subramaniam to move to become Head of Strategy. This is a significant expansion of resource for both department management and strategy.

2024 saw a change in the multi asset team including one departure and one promotion as well as the integration of 2 new team members who joined in December 2023.

The actions taken in 2023 that saw new fund manager hire(s) on the multi asset funds, will be expected to bear fruit over the long term, with improved stock selection in the managed funds using the improved equity research process and extra research resources in 2025.

We are therefore satisfied that the fund management teams are taking sufficient and appropriate action, in the required areas, to address our concerns over the investment performance that has been delivered to our investors in recent times. Sarasin has in place an internal committee for assessing the investment performance of fund's and reporting to us if investment performance fails to meet certain criteria. We, and Sarasin's internal committee, will however continue monitor this closely.

We will continue to consider whether we can make documentation published to investors in our funds clearer and easier to understand for all types of investor.

END OF ASSESSMENT 9.1





## **9. THE ASSESSMENTS:**

SARASIN CHARITIES AUTHORISED  
INVESTMENT FUNDS



## 9.1 SARASIN CLIMATE ACTIVE ENDOWMENTS FUND

### FUND DETAILS

<b>THIS FUND IS:</b>	A multi-asset fund for charities that aims to bring about, and benefit from, action by businesses to strengthen their resilience to climate change in line with the Paris Climate Accord.
<b>THIS FUND IS FOR:</b>	UK charities only
<b>THIS FUND IS A PART OF:</b>	Sarasin Charity Authorised Investment Funds ("CAIF")
<b>FUND OBJECTIVE:</b>	We seek to grow the Sub-fund (through increases in investment value and income) by 4.0% per year more than the Consumer Prices Index (CPI) over a rolling 5-year period after deducting fees and costs.
<b>FUND BENCHMARK:</b>	60% MSCI All Countries World Index ex UK; 10% MSCI All Countries World Index ex UK (Local Currency); 10% SONIA+2%; 7.5% ICE Bank of America UK Gilts All-Stocks Index; 7.5% ICE Bank of America Sterling Corporate Bond Index; 5% IPD All Balanced Property Fund Index
<b>FUND SIZE (AT 31.12.24):</b>	£371m
<b>FUND LAUNCH DATE:</b>	16th February 2018
<b>SHARE CLASSES ISSUED*:</b>	A, V
<b>CLASS A OCF:</b>	0.94% (0.75% investment, 0.06% admin, 0.13% other funds held)
<b>CURRENCIES:</b>	GBP

\*You can find out which share class you are invested in by checking your statement, contract note or, if you are invested via an online platform, via your platform account.

### ASSESSMENT RESULTS

<b>CLASS</b>	<b>A</b>
PERFORMANCE	
QUALITY OF SERVICE	
AFM COSTS	
COMP MARKET RATES	
ECONOMIES OF SCALE	
COMPARABLE SERVICES	
CLASS OF UNIT	
OVERALL	

### CONCLUSIONS

#### Overall:

Taking into account all seven value considerations included in the assessment, we are generally satisfied that the fund is demonstrating value. We have summarised our assessment of each area separately below. Where an area has resulted in an action being taken or is undergoing a further review, we have shared the steps we have taken, or will take, to try and improve this area.



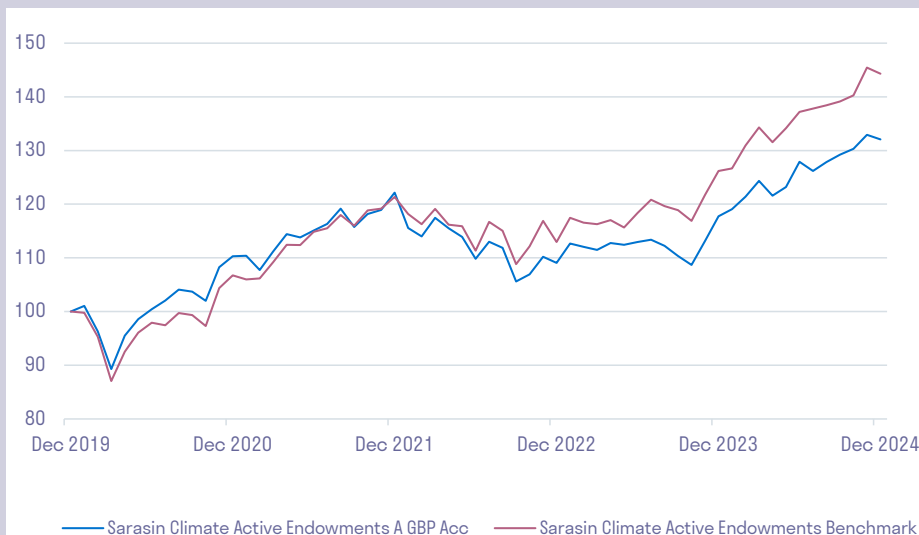
## 9.1 SARASIN CLIMATE ACTIVE ENDOWMENTS FUND - CONTINUED

### Performance:

Our assessment concluded that the fund has not performed in line with expectations. Whilst the fund scored well when compared to its peer funds, it underperformed against its objective over the time periods assessed. The fund also scored poorly when compared to its benchmark. The fund's investment objective references the Consumer Price Index, a measure of inflation, being the increase in prices of goods and services over time. In the year 2022 and 2023, we saw spikes in inflation as a result, in part, of global events such as the COVID pandemic and Russia's invasion of Ukraine, which impacted energy and food prices particularly. This was a significant challenge to investment performance and has materially contributed to our assessment and scoring of this consideration which assesses performance across multiple time periods.

#### Investment Growth

Time period: 01/01/2020 to 31/12/2024



Source: Morningstar Direct

### Quality of Service:

The fund benefits from Sarasin's multi-asset investment process which draws upon their thematic approach to selecting the companies in which to invest. Guided by the structural forces that drive global change, their thematic investment approach helps them find the most compelling long-term opportunities. They believe there are currently five key megatrends that will play the most significant role in shaping our futures. Thinking thematically narrows the investment universe to companies that benefit from these themes. Sarasin's stewardship work and thematic investment philosophy draw on each other. Environmental, social and governance analysis is embedded within the investment process and they use this to inform how they engage with the companies they invest in. The fund also avoids investing in certain sectors by applying ethical exclusions. We are satisfied that administrative services are also delivering value.

### AFM Costs:

We concluded that the fund's charges are transparent and understandable with no entry, exit or performance related fees. Each of our charges are reasonable and appropriate, according to our assessment and are related to the costs paid by us for investment and operational services.

### Comparable Market Rates:

Our assessment found that the fund is priced competitively compared to the average cost of its peers.

### Economies of Scale:

The fund has a pricing mechanism whereby the economies of scale are passed to investors. This relates to the tiering of the operational charges applied so that a lower fee rate is applied as the charity fund range gets larger.

## 9.1 SARASIN CLIMATE ACTIVE ENDOWMENTS FUND - CONTINUED

### Comparable Services:

We concluded that there are no comparable services or products that are materially cheaper than what is available in this fund. This considered other funds managed within the Sarasin group, discretionary investment management services offered to clients and institutional investment mandates managed within the Sarasin group.

### Classes of Units:

We are satisfied that investors are in the appropriate share class of the fund.

### ACTIONS

Sam Jeffries took over the role of Head of Asset Management at Sarasin to focus fully on the management of the department, allowing Subitha Subramaniam to move to become Head of Strategy. This is a significant expansion of resource for both department management and strategy.

2024 saw a change in the multi asset team including one departure and one promotion as well as the integration of 2 new team members who joined in December 2023.

The actions taken in 2023 that saw new fund manager hire(s) on the multi asset funds, will be expected to bear fruit over the long term, with improved stock selection in the managed funds using the improved equity research process and extra research resources in 2025.

We are therefore satisfied that the fund management teams are taking sufficient and appropriate action, in the required areas, to address our concerns over the investment performance that has been delivered to our investors in recent times. Sarasin has in place an internal committee for assessing the investment performance of fund's and reporting to us if investment performance fails to meet certain criteria. We, and Sarasin's internal committee, will however continue monitor this closely.

We will continue to consider whether we can make documentation published to investors in our funds clearer and easier to understand for all types of investor.

## 9.2 SARASIN ENDOWMENTS FUND

### FUND DETAILS

<b>THIS FUND IS:</b>	A complete investment solution for charities, aiming to produce a reasonable level of income while ensuring that the 'real' value of the capital is maintained.
<b>THIS FUND IS FOR:</b>	UK charities only
<b>THIS FUND IS A PART OF:</b>	Sarasin Charity Authorised Investment Funds ("CAIF")
<b>FUND OBJECTIVE:</b>	We seek to grow the Sub-fund (through increases in investment value and income) by 4.0% per year more than the Consumer Prices Index (CPI) over a rolling 5-year period after deducting fees and costs.
<b>FUND BENCHMARK:</b>	60% MSCI All Countries World Index ex UK; 10.0% MSCI ACWI 100% Hedged to GBP; 10% SONIA+2%; 7.5% ICE Bank of America UK Gilts All-Stocks Index; 7.5% ICE Bank of America Sterling Corporate & Collateralised Index; 5% IPD All Balanced Property Fund Index
<b>FUND SIZE (AT 31.12.24):</b>	£2,415m
<b>FUND LAUNCH DATE:</b>	23rd February 2018
<b>SHARE CLASSES ISSUED*:</b>	A
<b>CLASS A OCF:</b>	0.94% (0.75% investment, 0.06% admin, 0.13% other funds held)
<b>CURRENCIES:</b>	GBP

\*You can find out which share class you are invested in by checking your statement, contract note or, if you are invested via an online platform, via your platform account.

### ASSESSMENT RESULTS

<b>CLASS</b>	<b>A</b>
PERFORMANCE	
QUALITY OF SERVICE	
AFM COSTS	
COMP MARKET RATES	
ECONOMIES OF SCALE	
COMPARABLE SERVICES	
CLASS OF UNIT	
OVERALL	

### CONCLUSIONS

#### Overall:

Taking into account all seven value considerations included in the assessment, we are generally satisfied that the fund is demonstrating value. We have summarised our assessment of each area separately below. Where an area has resulted in an action being taken or is undergoing a further review, we have shared the steps we have taken or will take to try and improve this area.



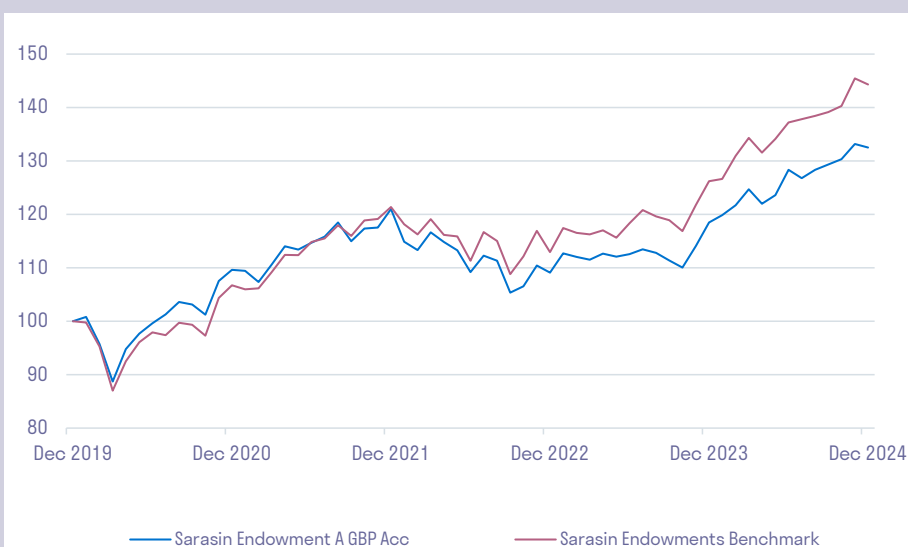
## 9.2 SARASIN ENDOWMENTS FUND - CONTINUED

### Performance:

Our assessment concluded that the fund has not performed in line with expectations. Whilst the fund scored fairly well against its benchmark and its peer funds, it underperformed against its investment objective. The fund's investment objective references the Consumer Price Index, a measure of inflation, being the increase in prices of goods and services over time. In the year 2022 and 2023, we saw spikes in inflation as a result, in part, of global events such as the COVID pandemic and Russia's invasion of Ukraine, which impacted energy and food prices particularly. This was a significant challenge to investment performance and has materially contributed to our assessment and scoring of this consideration which assesses performance across multiple time periods.

#### Investment Growth

Time period: 01/01/2020 to 31/12/2024



Source: Morningstar Direct

### Quality of Service:

The fund benefits from Sarasin's multi-asset investment process which draws upon their thematic approach to selecting the companies in which to invest. Guided by the structural forces that drive global change, their thematic investment approach helps them find the most compelling long-term opportunities. They believe there are currently five key megatrends that will play the most significant role in shaping our futures. Thinking thematically narrows the investment universe to companies that benefit from these themes. Sarasin's stewardship work and thematic investment philosophy draw on each other. Environmental, social and governance analysis is embedded within the investment process and they use this to inform how they engage with the companies they invest in. The fund also avoids investing in certain sectors by applying ethical exclusions. We are satisfied that administrative services are also delivering value.

### AFM Costs:

We concluded that the fund's charges are transparent and understandable with no entry, exit or performance related fees. Each of our charges are reasonable and appropriate, according to our assessment and are related to the costs paid by us for investment and operational services.

### Comparable Market Rates:

Our assessment found that the fund is priced competitively compared to the average cost of its peers.

## 9.2 SARASIN ENDOWMENTS FUND - CONTINUED

### Economies of Scale:

The fund has a pricing mechanism whereby the economies of scale are passed to investors. This relates to the tiering of the operational charges applied so that a lower fee rate is applied as the charity fund range gets larger.

### Comparable Services:

We concluded that there are no comparable services or products that are materially cheaper than what is available in this fund. This considered other funds managed within the Sarasin group, discretionary investment management services offered to clients and institutional investment mandates managed within the Sarasin group.

### Classes of Units:

We are satisfied that investors are in the appropriate share class of the fund.

### ACTIONS

2024 saw a change in the multi asset team including one departure and one promotion as well as the integration of 2 new team members who joined in December 2023.

Sam Jeffries took over the role of Head of Asset Management at Sarasin to focus fully on the management of the department, allowing Subitha Subramaniam to move to become Head of Strategy. This is a significant expansion of resource for both department management and strategy.

The actions taken in 2023 that saw new fund manager hire(s) on the multi asset funds, will be expected to bear fruit over the long term, with improved stock selection in the managed funds using the improved equity research process and extra research resources in 2025.

We are therefore satisfied that the fund management teams are taking sufficient and appropriate action, in the required areas, to address our concerns over the investment performance that has been delivered to our investors in recent times. Sarasin has in place an internal committee for assessing the investment performance of fund's and reporting to the Board if investment performance fails to meet certain criteria. We, and Sarasin's internal committee, will however continue monitor this closely.

We will continue to consider whether we can make documentation published to investors in our funds clearer and easier to understand for all types of investor.

## 9.3 SARASIN GROWTH FUND

### FUND DETAILS

<b>THIS FUND IS:</b>	A strategy for charities that aims to maximise total returns over the long term.
<b>THIS FUND IS FOR:</b>	UK charities only
<b>THIS FUND IS A PART OF:</b>	Sarasin Charity Authorised Investment Funds ("CAIF")
<b>FUND OBJECTIVE:</b>	We seek to grow the Sub-fund (through increases in investment value and, to a lesser extent, income) by 4.5% per year more than the Consumer Prices Index (CPI) over a rolling 7-year period after deducting fees and costs.
<b>FUND BENCHMARK:</b>	80% MSCI All Countries World Index; 20% SONIA+2%
<b>FUND SIZE (AT 31.12.24):</b>	£208m
<b>FUND LAUNCH DATE:</b>	23rd September 2021
<b>SHARE CLASSES ISSUED*:</b>	A
<b>CLASS A OCF:</b>	0.9593% (0.75% investment, 0.06% admin, 0.1412% other funds held)
<b>CURRENCIES:</b>	GBP

\*You can find out which share class you are invested in by checking your statement, contract note or, if you are invested via an online platform, via your platform account.

### ASSESSMENT RESULTS

<b>CLASS</b>	A
PERFORMANCE	
QUALITY OF SERVICE	
AFM COSTS	
COMP MARKET RATES	
ECONOMIES OF SCALE	
COMPARABLE SERVICES	
CLASS OF UNIT	
OVERALL	

### CONCLUSIONS

#### Overall:

Taking into account all seven value considerations included in the assessment, we are satisfied that the fund is currently demonstrating value despite a relatively short period of under-performance. We have summarised our assessment of each area separately below. Where an area has resulted in an action being taken or is undergoing a further review, we have shared the steps we have taken or will take to try and improve this area.



## 9.3 SARASIN GROWTH FUND - CONTINUED

### Performance:

Our assessment concluded that the fund has not performed in line with expectations albeit it has not been running for the full recommended holding period. Whilst the fund scored very well against its peer funds, it underperformed against its objective and benchmark. The fund's objective references the Consumer Price Index, a measure of inflation, being the increase in prices of goods and services over time. In the year 2022 and 2023, we saw spikes in inflation as a result, in part, of global events such as the COVID pandemic and Russia's invasion of Ukraine, which impacted energy and food prices particularly. This was a significant challenge to investment performance and has materially contributed to our assessment and scoring of this consideration which assesses performance across multiple time periods. Given the recent launch of this fund, in September 2021, we were only able to consider fund performance over a short period, rather than the long-term recommended holding period over which we would expect the fund to meet its objective. During the period from launch to the assessment date, 31st December 2024, fund performance trailed both its objective and its benchmark but it is felt that performance should be judged over a longer period before concluding that any action is required. It should however be noted that that between this period, performance against its peers performed well.

This fund has been running for less than five years so we are not showing performance data in this report. Shorter term performance data is however published on our website at [www.sarasinandpartners.com](http://www.sarasinandpartners.com)

### Quality of Service:

The fund benefits from Sarasin's multi-asset investment process which draws upon their thematic approach to selecting the companies in which to invest. Guided by the structural forces that drive global change, their thematic investment approach helps them find the most compelling long-term opportunities. They believe there are currently five key megatrends that will play the most significant role in shaping our futures. Thinking thematically narrows the investment universe to companies that benefit from these themes. Sarasin's stewardship work and thematic investment philosophy draw on each other. Environmental, social and governance analysis is embedded within the investment process and they use this to inform how they engage with the companies they invest in. The fund also avoids investing in certain sectors by applying ethical exclusions. We are satisfied that administrative services are also delivering value.

### AFM Costs:

We concluded that the fund's charges are transparent and understandable with

no entry, exit or performance related fees. Each of our charges are reasonable and appropriate, according to our assessment and are related to the costs paid by us for investment and operational services.

### Comparable Market Rates:

Our assessment found that the fund is priced competitively compared to the average cost of its peers.

### Economies of Scale:

The fund has a pricing mechanism whereby the economies of scale are passed to investors. This relates to the tiering of the operational charges applied so that a lower fee rate is applied as the charity fund range gets larger.

### Comparable Services:

We concluded that there are no comparable services or products that are materially cheaper than what is available in this fund. This considered other funds managed within the Sarasin group, discretionary investment management services offered to clients and institutional investment mandates managed within the Sarasin group.

### Classes of Units:

We are satisfied that investors are in the appropriate share class of the fund

### ACTIONS

We will continue to consider whether we can make documentation published to investors in our funds clearer and easier to understand for all types of investor.

While this fund has been running for less than five years, and we believe performance should be evaluated over a longer time frame, we are confident that the strategic actions taken in 2023 and 2024, including the appointment of new fund managers for alternative and multi-asset funds, as well as Sam Jeffries as Head of Asset Management at Sarasin, will positively influence this fund's performance across the short, medium, and long term.

## 9.4 SARASIN INCOME & RESERVES FUND

### FUND DETAILS

<b>THIS FUND IS:</b>	An investment solution designed to provide liquid, flexible and reduced volatility investment solution for charities
<b>THIS FUND IS FOR:</b>	UK charities only
<b>THIS FUND IS A PART OF:</b>	Sarasin Charity Authorised Investment Funds ("CAIF")
<b>FUND OBJECTIVE:</b>	We seek to grow the Sub-fund (through increases in investment value and income) by 1% per year more than the Consumer Prices Index (CPI) over a rolling 5-year period after deducting fees and costs.
<b>FUND BENCHMARK:</b>	35% ICE Bank of America UK Gilts All-Stocks Index; 30% ICE Bank of America Sterling Corporate & Collateralised Index; 20% MSCI All Countries World Index ex UK; 10% SONIA+2%; 5% SONIA+0%
<b>FUND SIZE (AT 31.12.24):</b>	£91m
<b>FUND LAUNCH DATE:</b>	23rd February 2018
<b>SHARE CLASSES ISSUED*:</b>	A, V
<b>CLASS A OCF:</b>	0.9091% (0.75% investment, 0.06% admin, 0.0910% other funds held)
<b>CURRENCIES:</b>	GBP

\*You can find out which share class you are invested in by checking your statement, contract note or, if you are invested via an online platform, via your platform account.

### ASSESSMENT RESULTS

<b>CLASS</b>	A
PERFORMANCE	
QUALITY OF SERVICE	
AFM COSTS	
COMP MARKET RATES	
ECONOMIES OF SCALE	
COMPARABLE SERVICES	
CLASS OF UNIT	
OVERALL	

### CONCLUSIONS

#### Overall:

Taking into account all seven value considerations included in the assessment, we are generally satisfied that the fund is demonstrating value. We have summarised our assessment of each area separately below. Where an area has resulted in an action being taken or is undergoing a further review, we have shared the steps we have taken or will take to try and improve this area.

## 9.4 SARASIN INCOME & RESERVES FUND - CONTINUED

### Performance:

Our assessment concluded that the fund has not performed in line with expectations in all areas. The fund's investment objective references the Consumer Price Index, a measure of inflation, being the increase in prices of goods and services over time. Recent years have seen a spike in inflation as a result, in part, of global events such as the COVID pandemic and Russia's invasion of Ukraine, which impacted energy and food prices particularly. This was a significant challenge to investment performance and has materially contributed to our assessment and scoring of this consideration.

#### Investment Growth

Time period: 01/01/2020 to 31/12/2024



Source: Morningstar Direct

### Quality of Service:

The fund benefits from Sarasin's multi-asset investment process which draws upon their thematic approach to selecting the companies in which to invest. Guided by the structural forces that drive global change, their thematic investment approach helps them find the most compelling long-term opportunities. They believe there are currently five key megatrends that will play the most significant role in shaping our futures. Thinking thematically narrows the investment universe to companies that benefit from these themes. Sarasin's stewardship work and thematic investment philosophy draw on each other. Environmental, social and governance analysis is embedded within the investment process and they use this to inform how they engage with the companies they invest in. The fund also avoids investing in certain sectors by applying ethical exclusions. We are satisfied that administrative services are also delivering value.

### AFM Costs:

We concluded that the fund's charges are transparent and understandable with no entry, exit or performance related fees. Each of our charges are reasonable and appropriate, according to our assessment and are related to the costs paid by us for investment and operational services.

### Comparable Market Rates:

Our assessment found that the fund is priced competitively compared to the average cost of its peers.

### Economies of Scale:

The fund has a pricing mechanism whereby the economies of scale are passed to investors. This relates to the tiering of the operational charges applied so that a lower fee rate is applied as the charity fund range gets larger.



## 9.4 SARASIN INCOME & RESERVES FUND - CONTINUED

### Comparable Services:

We concluded that there are no comparable services or products that are materially cheaper than what is available in this fund. This considered other funds managed within the Sarasin group, discretionary investment management services offered to clients and institutional investment mandates managed within the Sarasin group.

### Classes of Units:

We are satisfied that investors are in the appropriate share class of the fund.

### ACTIONS

2024 saw a change in the multi asset team including one departure and one promotion as well as the integration of 2 new team members who joined in December 2023.

Sam Jeffries took over the role of Head of Asset Management at Sarasin to focus fully on the management of the department, allowing Subitha Subramaniam to move to become Head of Strategy. This is a significant expansion of resource for both department management and strategy.

The actions taken in 2023 that saw new fund manager hire(s) on the multi asset funds, will be expected to bear fruit over the long term, with improved stock selection in the managed funds using the improved equity research process and extra research resources in 2025.

We are therefore satisfied that the fund management teams are taking sufficient and appropriate action, in the required areas, to address our concerns over the investment performance that has been delivered to our investors in recent times.

Sarasin has in place an internal committee for assessing the investment performance of fund's and reporting to the Board if investment performance fails to meet certain criteria. We, and Sarasin's internal committee, will however continue monitor this closely.

We will continue to consider whether we can make documentation published to investors in our funds clearer and easier to understand for all types of investor.

## 9.5 SARASIN CLIMATE ACTIVE ENDOWMENTS EX-ENERGY FUND

### FUND DETAILS

<b>THIS FUND IS:</b>	A multi-asset fund for charities that aims to bring about, and benefit from, action by businesses to strengthen their resilience to climate change in line with the Paris Climate Accord.
<b>THIS FUND IS FOR:</b>	UK charities only
<b>THIS FUND IS A PART OF:</b>	Sarasin Charity Authorised Investment Funds ("CAIF")
<b>FUND OBJECTIVE:</b>	We seek to grow the Sub-fund (through increases in investment value and income) by 4.0% per year more than the Consumer Prices Index (CPI) over a rolling 5-year period after deducting fees and costs.
<b>FUND BENCHMARK:</b>	60% MSCI All Countries World Index Ex-Energy ex UK; 10% MSCI All Countries World Index Ex-Energy ex UK (Local Currency); 10% SONIA+2%; 7.5% ICE Bank of America UK Gilts All-Stocks Index; 7.5% ICE Bank of America Sterling Corporate & Collateralised Index; 5% IPD All Balanced Property Fund Index
<b>FUND SIZE (AT 31.12.24):</b>	£184m
<b>FUND LAUNCH DATE:</b>	9th July 2024
<b>SHARE CLASSES ISSUED*:</b>	A
<b>CLASS A OCF:</b>	0.92% (0.75% investment, 0.06% admin, 0.01% other expenses, 0.10% other funds held)
<b>CURRENCIES:</b>	GBP

\*You can find out which share class you are invested in by checking your statement, contract note or, if you are invested via an online platform, via your platform account.

### ASSESSMENT RESULTS

<b>CLASS</b>	<b>A</b>
PERFORMANCE	
QUALITY OF SERVICE	
AFM COSTS	
COMP MARKET RATES	
ECONOMIES OF SCALE	
COMPARABLE SERVICES	
CLASS OF UNIT	
OVERALL	

### CONCLUSIONS

#### Overall:

Taking into account all seven value considerations included in the assessment, we are satisfied that the fund is currently demonstrating value despite a relatively short period of under-performance. We have summarised our assessment of each area separately below. Where an area has resulted in an action being taken or is undergoing a further review, we have shared the steps we have taken or will take to try and improve this area.

## 9.5 SARASIN CLIMATE ACTIVE ENDOWMENTS EX-ENERGY FUND

### Performance:

Our assessment concluded that the fund has not performed in line with expectations albeit it has not been running for the full recommended holding period. Whilst the fund scored full marks against its investment objective and its peer group, it underperformed against its benchmark. Given the recent launch of this fund, in July 2024, we were only able to consider fund performance over a short period, rather than the long-term recommended holding period over which we would expect the fund to meet its objective. During the period from launch to the assessment date, 31st December 2024, fund performance trailed its benchmark but it is felt that performance should be judged over a longer period before concluding that any action is required.

This fund has been running for less than five years so we are not showing performance data in this report. Shorter term performance data is however published on our website at [www.sarasinandpartners.com](http://www.sarasinandpartners.com)

### Quality of Service:

The fund benefits from Sarasin's multi-asset investment process which draws upon their thematic approach to selecting the companies in which to invest. Guided by the structural forces that drive global change, their thematic investment approach helps them find the most compelling long-term opportunities. They believe there are currently five key megatrends that will play the most significant role in shaping our futures. Thinking thematically narrows the investment universe to companies that benefit from these themes. Sarasin's stewardship work and thematic investment philosophy draw on each other. Environmental, social and governance analysis is embedded within the investment process and they use this to inform how they engage with the companies they invest in. The fund also avoids investing in certain sectors by applying ethical exclusions. We are satisfied that administrative services are also delivering value.

### AFM Costs:

We concluded that the fund's charges are transparent and understandable with no entry, exit or performance related fees. Each of our charges are reasonable and appropriate, according to our assessment and are related to the costs paid by us for investment and operational services.

### Comparable Market Rates:

Our assessment found that the fund is priced competitively compared to the average cost of its peers.

### Economies of Scale:

The fund has a pricing mechanism whereby the economies of scale are passed to investors. This relates to the tiering of the operational charges applied so that a lower fee rate is applied as the charity fund range gets larger.

### Comparable Services:

We concluded that there are no comparable services or products that are materially cheaper than what is available in this fund. This considered other funds managed within the Sarasin group, discretionary investment management services offered to clients and institutional investment mandates managed within the Sarasin group.

### Classes of Units:

We are satisfied that investors are in the appropriate share class of the fund

### ACTIONS

We will continue to consider whether we can make documentation published to investors in our funds clearer and easier to understand for all types of investor.

While this fund has been running for less than five years, and we believe performance should be evaluated over a longer time frame, we are confident that the strategic actions taken in 2023 and 2024, including the appointment of new fund managers for alternative and multi-asset funds, as well as Sam Jeffries as Head of Asset Management at Sarasin, will positively influence this fund's performance across the short, medium, and long term.





## **10. THE ASSESSMENTS:** SARASIN FUNDS ICVC

## 10.1 SARASIN FOOD & AGRICULTURE OPPORTUNITIES

### FUND DETAILS

<b>THIS FUND IS:</b>	A specialist equity fund designed to provide access to the powerful long-term themes impacting the global food economy
<b>THIS FUND IS FOR:</b>	All investor types
<b>THIS FUND IS A PART OF:</b>	Sarasin Funds ICVC
<b>FUND OBJECTIVE:</b>	We seek to grow the Fund (through increases in investment value and income) over a rolling 5-year period after deducting fees and costs.
<b>FUND BENCHMARK:</b>	As the Fund invests in a very specific investment universe, investors should consider performance over a long-term time period (5-10 years) against either a broad market index or peer group of Global Food and Agriculture funds such as the Morningstar EAA Fund Sector Equity Agriculture sector.
<b>FUND SIZE (AT 31.12.24):</b>	£72m
<b>FUND LAUNCH DATE:</b>	31st March 2008
<b>SHARE CLASSES ISSUED*:</b>	A, F, I, P, V, X, Z
<b>CLASS A OCF:</b>	1.73% (1.50% investment, 0.23% admin, 0.00% other funds held)
<b>CLASS F OCF:</b>	1.23% (1.00% investment, 0.23% admin, 0.00% other funds held)
<b>CLASS I OCF:</b>	1.08% (0.85% investment, 0.23% admin, 0.00% other funds held)
<b>CLASS P OCF:</b>	0.98% (0.75% investment, 0.23% admin, 0.00% other funds held)
<b>CURRENCIES:</b>	GBP, EUR

\*You can find out which share class you are invested in by checking your statement, contract note or, if you are invested via an online platform, via your platform account.

### ASSESSMENT RESULTS

CLASS	A	F	I	P
PERFORMANCE				
QUALITY OF SERVICE				
AFM COSTS				
COMP MARKET RATES				
ECONOMIES OF SCALE				
COMPARABLE SERVICES				
CLASS OF UNIT				
OVERALL				

### CONCLUSIONS

#### Overall:

Taking into account all seven value considerations included in the assessment, we are satisfied that the fund is demonstrating value. We have summarised our assessment of each area separately below. Where an area has resulted in an action being taken or is undergoing a further review, we have shared the steps we have taken or will take to try and improve this area.

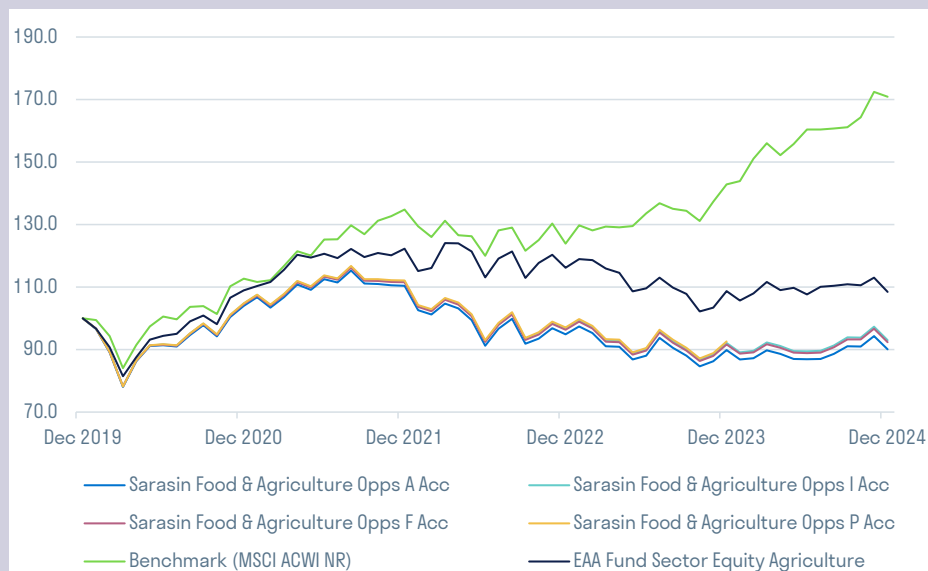
## 10.1 SARASIN FOOD & AGRICULTURE OPPORTUNITIES - CONTINUED

### Performance:

Our assessment concluded that the fund has not performed in line with expectations. Whilst asset classes scored satisfactory against its objective over the time periods assessed, it underperformed when compared to a broad market index and satisfactorily against the Morningstar EAA Fund Sector Equity Agriculture sector. During 2024 this was a particularly challenging benchmark as it was dominated by technology and by a small number of the very largest constituents of the index. The fund has around 50% exposure to consumer stocks which underperformed. The fund also scored poorly when compared to a selection of peer funds.

#### Investment Growth

Time period: 01/01/2020 to 31/12/2024



Source: Morningstar Direct

### Quality of Service:

The fund benefits from Sarasin's specialist investment process which draws upon their thematic approach to selecting the companies in which to invest. Guided by the structural forces that drive global change, their thematic investment approach helps them find the most compelling long-term opportunities. They believe there are currently five key megatrends that will play the most significant role in shaping our futures. Thinking thematically narrows the investment universe to companies that benefit from these themes. Sarasin's stewardship work and thematic investment philosophy draw on each other. Environmental, social and governance analysis is embedded within the investment process and they use this to inform how they engage with the companies they invest in. The fund also avoids investing in certain sectors by applying ethical exclusions. We are satisfied that administrative services are also delivering value.

### AFM Costs:

We concluded that the fund's charges are transparent and understandable with no entry, exit or performance related fees. Each of our charges are reasonable and appropriate, according to our assessment and are related to the costs paid by us for investment and operational services.

### Comparable Market Rates:

Our assessment found that the fund is priced competitively compared to the average cost of its peers.

### Economies of Scale:

The fund has a pricing mechanism whereby economies of scale are passed to investors. This relates to the tiering of the operational charges applied so that a lower fee rate is applied as the fund gets larger.



## 10.1 SARASIN FOOD & AGRICULTURE OPPORTUNITIES - CONTINUED

### Comparable Services:

We concluded that there are no comparable services or products that are materially cheaper than what is available in this fund. This considered other funds managed within the Sarasin group, discretionary investment management services offered to clients and institutional investment mandates managed within the Sarasin group.

### Classes of Units:

We are satisfied that investors are in the appropriate share class of the fund.

### ACTIONS

The actions taken in 2023 that saw new fund manager hire(s) on alternatives and multi asset funds, will be expected to bear fruit over the long term, with improved stock selection in the managed funds using the improved equity research process and extra research resources in 2025.

Sam Jeffries took over the role of Head of Asset Management at Sarasin to focus fully on the management of the department, allowing Subitha Subramaniam to move to become Head of Strategy. This is a significant expansion of resource for both department management and strategy.

The processes used to research and analyse the companies that our Food & Agriculture Opportunities fund may invest in have also been reviewed and enhanced as have those in place to determine when the time is right to sell an investment. Processes have been further evolved to consider companies that the fund does not invest in, but are significant constituents of the food & agriculture investment universe, seeking to challenge the investment rationale for not owning alternative ideas. These changes made in 2023 and beginning of 2024 should positively impact performance in the future.

Sarasin has in place an internal committee for assessing the investment performance of fund's and reporting to the Board if investment performance fails to meet certain criteria. We, and Sarasin's internal committee, will however continue monitor this closely.

We will continue to consider whether we can make documentation published to investors in our funds clearer and easier to understand for all types of investor.

Whilst we are satisfied that the fees paid by investors for investment management and administrative services are clearly related to what these services currently cost us, we will continue to review whether further value can be added in this regard.

## 10.2 SARASIN GLOBAL DIVIDEND

### FUND DETAILS

<b>THIS FUND IS:</b>	A portfolio which aims to provide a premium level of income, along with long-term capital growth.
<b>THIS FUND IS FOR:</b>	All investor types
<b>THIS FUND IS A PART OF:</b>	Sarasin Funds ICVC
<b>FUND OBJECTIVE:</b>	We seek to grow the value of the Fund over a rolling 5-year period after deducting fees and costs and to provide 15% more income than the MSCI All Countries World Index (Net).
<b>FUND BENCHMARK:</b>	MSCI All Countries World Index (Net) or MSCI All Countries World Index (Net) (Local Currency)ACWI 100% Hedged to GBP for GBP Hedged Share Classes)
<b>FUND SIZE (AT 31.12.24):</b>	£262m
<b>FUND LAUNCH DATE:</b>	5th December 2013
<b>SHARE CLASSES ISSUED*:</b>	A, D, F, I, P, X, Z
<b>CLASS A OCF:</b>	1.73% (1.50% investment, 0.23% admin)
<b>CLASS F OCF:</b>	1.23% (1.00% investment, 0.23% admin)
<b>CLASS I OCF:</b>	1.00% (0.85% investment, 0.15% admin)
<b>CLASS P OCF:</b>	0.98% (0.75% investment, 0.23% admin)
<b>CURRENCIES:</b>	GBP, GBP Hedged

\*You can find out which share class you are invested in by checking your statement, contract note or, if you are invested via an online platform, via your platform account.

### ASSESSMENT RESULTS

CLASS	A	F	I	I GBP HEDGED	P	P GBP HEDGED
PERFORMANCE	○	○	○	○	○	○
QUALITY OF SERVICE	○	○	○	○	○	○
AFM COSTS	○	○	○	○	○	○
COMP MARKET RATES	○	○	○	○	○	○
ECONOMIES OF SCALE	○	○	○	○	○	○
COMPARABLE SERVICES	○	○	○	○	○	○
CLASS OF UNIT	○	○	○	○	○	○
OVERALL	○	○	○	○	○	○

### CONCLUSIONS

#### Overall:

Taking into account all seven value considerations included in the assessment, we are satisfied that the fund is demonstrating value. We have summarised our assessment of each area separately below. Where an area has resulted in an action being taken or is undergoing a further review, we have shared the steps we have taken or will take to try and improve this area.

## 10.2 SARASIN GLOBAL DIVIDEND - CONTINUED

### Performance:

Our assessment concluded that the fund has not performed in line with expectations. Whilst all classes scored well against the fund's investment objective and income target, some share classes underperformed against the benchmark and a selection of peer funds. We also launched GBP Hedged share classes in October 2020. Ordinarily, a shareholding in a fund would be affected by the exchange rate between the currency in which the fund's shares are priced, and the currencies in which the fund's investments are priced. This fund is priced in GBP (£) but, given it invests globally, has many assets that are priced in a number of other currencies, notably USD (\$) and EUR (€). The GBP Hedged share classes use "hedging" techniques that seek to minimise the impact to their value that may result from changing exchange rates between the fund's currency, GBP, and the currencies in which

its investments are valued, e.g. USD and EUR. We use an appropriate GBP version of the benchmark against which to compare the performance of these share classes but, during this relatively short period, they did not perform as well as the benchmark. However, it is felt that the performance of these hedged share classes should be judged over a longer period before concluding that any action is required.

This fund has GBP Hedged share classes that have been running for less than five years so we are not showing performance data in this report. Shorter term performance data for these share classes is however published on our website at [www.sarasinandpartners.com](http://www.sarasinandpartners.com)

### Quality of Service:

The fund benefits from Sarasin's global equity investment process which draws upon their thematic approach to selecting the companies in which to invest. Guided by the structural forces that drive global change, their thematic investment approach helps them find the most compelling long-term opportunities. They believe there are currently five key megatrends that will play the most significant role in shaping our futures. Thinking thematically narrows the investment universe to companies that benefit from these themes. Sarasin's stewardship work and thematic investment philosophy draw on each other. Environmental, social and governance analysis is embedded within the investment process and they use this to inform how they engage with the companies they invest in. The fund also avoids investing in certain sectors by applying ethical exclusions. We are satisfied that administrative services are also delivering value.

### AFM Costs:

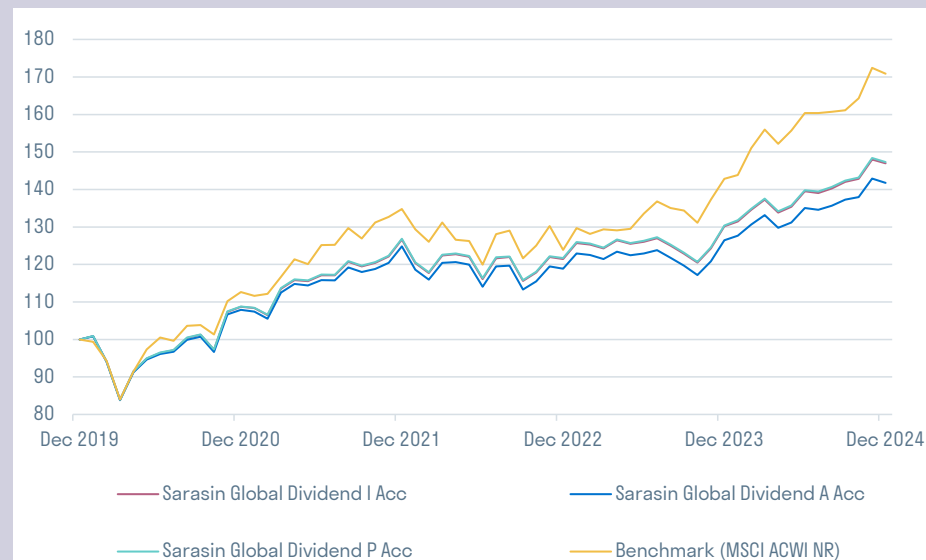
We concluded that the fund's charges are transparent and understandable with no entry, exit or performance related fees. Each of our charges are reasonable and appropriate, according to our assessment and are related to the costs paid by us for investment and operational services.

### Comparable Market Rates:

Our assessment found that the fund is priced competitively compared to the average cost of its peers. However, we did find that the Class I shares are priced more expensively than the average cost of their peers.

#### Investment Growth

Time period: 01/01/2020 to 31/12/2024



Source: Morningstar Direct



## 10.2 SARASIN GLOBAL DIVIDEND - CONTINUED

### Economies of Scale:

The fund has a pricing mechanism whereby economies of scale are passed to investors. This relates to the tiering of the operational charges applied so that a lower fee rate is applied as the fund gets larger.

### Comparable Services:

We concluded that there are no comparable services or products that are materially cheaper than what is available in this fund. This considered other funds managed within the Sarasin group, discretionary investment management services offered to clients and institutional investment mandates managed within the Sarasin group. The assessment found that there was one institutional mandate managed within the Sarasin group with a comparable investment process to this fund and that the fund pays more for these services than the comparable institutional mandate. There are however, significant differences, and costs involved, in managing a regulated fund compared to managing an unregulated institutional mandate. There is a requirement to have more sophisticated operational and risk frameworks in place when managing a regulated fund and the additional cost paid, when compared to that paid by an institutional mandate, is therefore considered justified.

### Classes of Units:

We are satisfied that investors are in the appropriate share class of the fund.

### ACTIONS

The global equity research team have increased headcount, following a successful recruitment process of two new hires to cover analysis of IT and Financials stocks. There has also been a refresh in the global equity research process to focus more quickly on relevant ideas driven by a primarily quantitative filter to define which GICS sub sectors match our criteria for thematic stocks, a 'triage' process to reject ideas unlikely to fit portfolios earlier in the process and fewer stages in the process to present new ideas to the full team after they have navigated the triage process.

Sam Jeffries took over the role of Head of Asset Management to focus fully on the management of the department, allowing Subitha Subramaniam to move to become Head of Strategy. This is a significant expansion of resource for both department management and strategy.

Sarasin has in place an internal committee for assessing the investment performance of fund's and reporting to the Board if investment performance fails to meet certain criteria. We, and Sarasin's internal committee, will however continue monitor this closely.

We will continue to consider whether we can make documentation published to investors in our funds clearer and easier to understand for all types of investor.

Whilst we are satisfied that the fees paid by investors for investment management and administrative services are clearly related to what these services currently cost us, we will continue to review whether further value can be added in this regard.

## 10.3 SARASIN GLOBAL EQUITY REAL RETURN

### FUND DETAILS

<b>THIS FUND IS:</b>	A flexible high-conviction thematic portfolio aimed at delivering a return in excess of inflation
<b>THIS FUND IS FOR:</b>	All investor types
<b>THIS FUND IS A PART OF:</b>	Sarasin Funds ICVC
<b>FUND OBJECTIVE:</b>	We seek to grow the Fund (through increases in investment value and income) by 4% per year more than the Consumer Price Index (CPI) over a rolling 5-year period after deducting fees and costs.
<b>FUND BENCHMARK:</b>	60% MSCI World Index; 15% MSCI ACWI 100% Hedged to GBP; 17.5% SONIA+0%; 7.5% SONIA+2%
<b>FUND SIZE (AT 31.12.24):</b>	£110m
<b>FUND LAUNCH DATE:</b>	8th May 2006
<b>SHARE CLASSES ISSUED*:</b>	A, D, F, I, P, X, Z
<b>CLASS A OCF:</b>	1.79% (1.50% investment, 0.23% admin, 0.06% other funds held)
<b>CLASS F OCF:</b>	1.29% (1.00% investment, 0.23% admin, 0.06% other funds held)
<b>CLASS I OCF:</b>	1.14% (0.85% investment, 0.23% admin, 0.06% other funds held)
<b>CLASS P OCF:</b>	1.04% (0.75% investment, 0.23% admin, 0.06% other funds held)
<b>CURRENCIES:</b>	GBP

\*You can find out which share class you are invested in by checking your statement, contract note or, if you are invested via an online platform, via your platform account.

### ASSESSMENT RESULTS

CLASS	A	F	I	P
PERFORMANCE				
QUALITY OF SERVICE				
AFM COSTS				
COMP MARKET RATES				
ECONOMIES OF SCALE				
COMPARABLE SERVICES				
CLASS OF UNIT				
OVERALL				

### CONCLUSIONS

#### Overall:

Taking into account all seven value considerations included in the assessment, we are generally satisfied that the fund is demonstrating value. We have summarised our assessment of each area separately below. Where an area has resulted in an action being taken or is undergoing a further review, we have shared the steps we have taken or will take to try and improve this area.

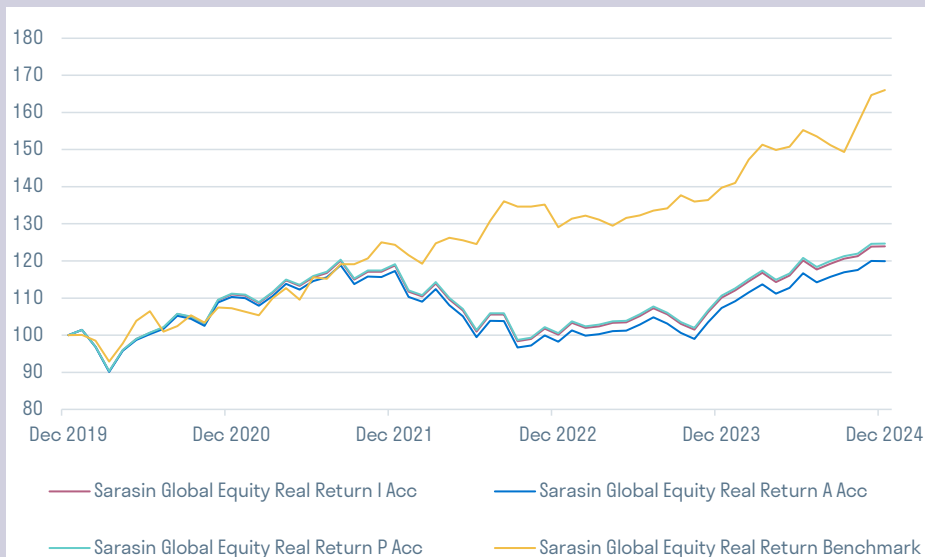
## 10.3 SARASIN GLOBAL EQUITY REAL RETURN - CONTINUED

### Performance:

Our assessment concluded that the fund has not performed in line with expectations. All classes underperformed against the fund's objective, comparator benchmark and a selection of peer funds. The fund's objective references the Consumer Price Index, a measure of inflation, being the increase in prices of goods and services over time. In the year 2022 and 2023, we saw spikes in inflation as a result, in part, of global events such as the COVID pandemic and Russia's invasion of Ukraine, which impacted energy and food prices particularly. This was a significant challenge to investment performance and has materially contributed to our assessment and scoring of this consideration which assesses performance across multiple time periods.

#### Investment Growth

Time period: 01/01/2020 to 31/12/2024



Source: Morningstar Direct

### Quality of Service:

The fund benefits from Sarasin's global equity investment process which draws upon their thematic approach to selecting the companies in which to invest. Guided by the structural forces that drive global change, their thematic investment approach helps them find the most compelling long-term opportunities. They believe there are currently five key megatrends that will play the most significant role in shaping our futures. Thinking thematically narrows the investment universe to companies that benefit from these themes. Sarasin's stewardship work and thematic investment philosophy draw on each other. Environmental, social and governance analysis is embedded within the investment process and they use this to inform how they engage with the companies they invest in. The fund also avoids investing in certain sectors by applying ethical exclusions. We are satisfied that administrative services are also delivering value.

### AFM Costs:

We concluded that the fund's charges are transparent and understandable with no entry, exit or performance related fees. Each of our charges are reasonable and appropriate, according to our assessment and are related to the costs paid by us for investment and operational services.

### Comparable Market Rates:

Our assessment found that the fund is priced competitively compared to the average cost of its peers. However, we did find that the Class I and Class F shares are priced more expensively than the average cost of their peers.

## 10.3 SARASIN GLOBAL EQUITY REAL RETURN - CONTINUED

### Economies of Scale:

The fund has a pricing mechanism whereby economies of scale are passed to investors. This relates to the tiering of the operational charges applied so that a lower fee rate is applied as the fund gets larger.

### Comparable Services:

We concluded that there are no comparable services or products that are materially cheaper than what is available in this fund. This considered other funds managed within the Sarasin group, discretionary investment management services offered to clients and institutional investment mandates managed within the Sarasin group.

### Classes of Units:

We are satisfied that investors are in the appropriate share class of the fund.

### ACTIONS

The global equity research team have increased headcount, following a successful recruitment process of two new hires to cover analysis of IT and Financials stocks. There has also been a refresh in the global equity research process to focus more quickly on relevant ideas driven by a primarily quantitative filter to define which GICS sub sectors match our criteria for thematic stocks, a 'triage' process to reject ideas unlikely to fit portfolios earlier in the process and fewer stages in the process to present new ideas to the full team after they have navigated the triage process.

Sam Jeffries took over the role of Head of Asset Management to focus fully on the management of the department, allowing Subitha Subramaniam to move to become Head of Strategy. This is a significant expansion of resource for both department management and strategy.

Sarasin has in place an internal committee for assessing the investment performance of fund's and reporting to the Board if investment performance fails to meet certain criteria. We, and Sarasin's internal committee, will however continue monitor this closely.

We will continue to consider whether we can make documentation published to investors in our funds clearer and easier to understand for all types of investor.

Whilst we are satisfied that the fees paid by investors for investment management and administrative services are clearly related to what these services currently cost us, we will continue to review whether further value can be added in this regard.



## 10.4 SARASIN GLOBAL HIGHER DIVIDEND

### FUND DETAILS

<b>THIS FUND IS:</b>	A portfolio which aims to provide a premium level of income that grows over time, along with long-term capital growth.
<b>THIS FUND IS FOR:</b>	All investor types
<b>THIS FUND IS A PART OF:</b>	Sarasin Funds ICVC
<b>FUND OBJECTIVE:</b>	We seek to grow the value of the Fund over a rolling 5-year period after deducting fees and costs and to provide 50% more income than the MSCI World Index (net)
<b>FUND BENCHMARK:</b>	MSCI World High Dividend Yield Index (Net); or ; MSCI World Index 100% Hedged to GBP for GBP Hedged Share Classes; or MSCI World Index 100% Hedged to EUR for EUR Hedged Share Classes
<b>FUND SIZE (AT 31.12.24):</b>	£307m
<b>FUND LAUNCH DATE:</b>	16th May 2006
<b>SHARE CLASSES ISSUED*:</b>	A, D, F, I, P, V, X, Z
<b>CLASS A OCF:</b>	1.71% (1.50% investment, 0.21% admin)
<b>CLASS F OCF:</b>	1.21% (1.00% investment, 0.21% admin)
<b>CLASS I OCF:</b>	0.99% (0.85% investment, 0.14% admin)
<b>CLASS P OCF:</b>	0.96% (0.75% investment, 0.21% admin)
<b>CURRENCIES:</b>	GBP, GBP Hedged, EUR Hedged

\*You can find out which share class you are invested in by checking your statement, contract note or, if you are invested via an online platform, via your platform account.

### ASSESSMENT RESULTS

CLASS	A	F	I	I GBP HEDGED	I EUR HEDGED	P	P GBP HEDGED
PERFORMANCE							
QUALITY OF SERVICE							
AFM COSTS							
COMP MARKET RATES							
ECONOMIES OF SCALE							
COMPARABLE SERVICES							
CLASS OF UNIT							
OVERALL							

### CONCLUSIONS

#### Overall:

Taking into account all seven value considerations included in the assessment, we are generally satisfied that the fund is demonstrating value. We have summarised our assessment of each area separately below. Where an area has resulted in an action being taken or is undergoing a further review, we have shared the steps we have taken or will take to try and improve this area.

## 10.4 SARASIN GLOBAL HIGHER DIVIDEND - CONTINUED

### Performance:

Our assessment concluded that the fund has not performed in line with expectations. Whilst all classes scored well against its investment objective and income target, the fund underperformed against the benchmark and its peer funds. We also launched GBP Hedged share classes in October 2020. Ordinarily, a shareholding in a fund would be affected by the exchange rate between the currency in which the fund's shares are priced, and the currencies in which the fund's investments are priced. This fund is priced in GBP (£) but, given it invests globally, has many assets that are priced in a number of other currencies, notably USD (\$) and EUR (€). The GBP Hedged share classes use "hedging" techniques that seek to minimise the impact to their value that may result from changing exchange rates between the fund's currency, GBP, and the currencies in which its investments are valued, e.g. USD and EUR. We use an appropriate

GBP version of the benchmark against which to compare the performance of these share classes but, during this relatively short period, they did not perform as well as the benchmark. However, it is felt that the performance of these hedged share classes should be judged over a longer period before concluding that any action is required.

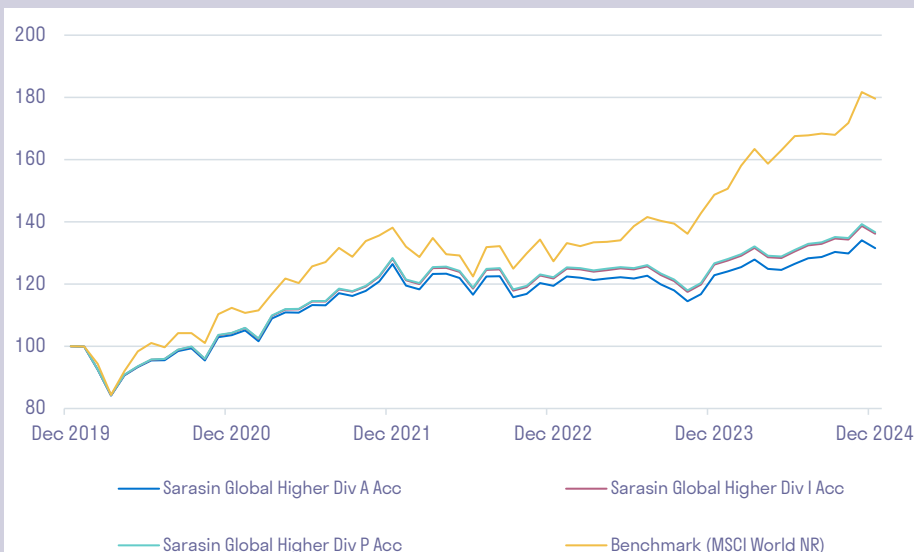
This fund has GBP Hedged share classes that have been running for less than five years so we are not showing performance data in this report. Shorter term performance data for these share classes is however published on our website at [www.sarasinandpartners.com](http://www.sarasinandpartners.com).

### Quality of Service:

The fund benefits from Sarasin's global equity investment process which draws upon their thematic approach to selecting the companies in which to invest. Guided by

#### Investment Growth

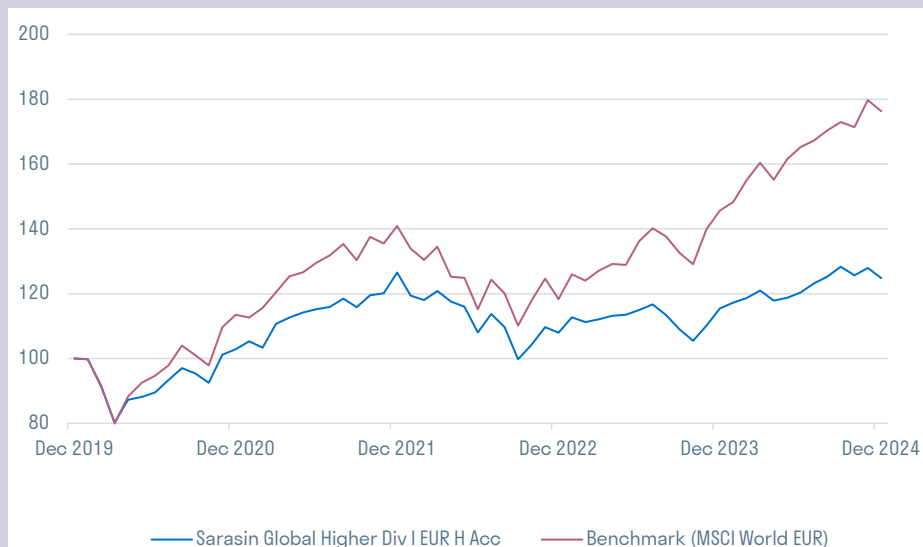
Time period: 01/01/2020 to 31/12/2024



Source: Morningstar Direct

#### Investment Growth (EUR Hedged Classes)

Time period: 01/01/2020 to 31/12/2024



Source: Morningstar Direct

## 10.4 SARASIN GLOBAL HIGHER DIVIDEND - CONTINUED

the structural forces that drive global change, their thematic investment approach helps them find the most compelling long-term opportunities. They believe there are currently five key megatrends that will play the most significant role in shaping our futures. Thinking thematically narrows the investment universe to companies that benefit from these themes. Sarasin's stewardship work and thematic investment philosophy draw on each other. Environmental, social and governance analysis is embedded within the investment process and they use this to inform how they engage with the companies they invest in. The fund also avoids investing in certain sectors by applying ethical exclusions. We are satisfied that administrative services are also delivering value.

### AFM Costs:

We concluded that the fund's charges are transparent and understandable with no entry, exit or performance related fees. Our charges for investment services are reasonable and appropriate, according to our assessment, and are related to the costs paid by us in delivering that service. Despite introducing tiering to reduce the charge paid for operational services, overall, an amount marginally greater than what it cost us to operate this fund, was collected from the fund over the year.

### Comparable Market Rates:

Our assessment found that the fund is priced competitively compared to the average cost of its peers. However, we did find that the Class I shares are priced more expensively than the average cost of their peers.

### Economies of Scale:

The fund has a pricing mechanism whereby economies of scale are passed to investors. This relates to the tiering of the operational charges applied so that a lower fee rate is applied as the fund gets larger.

### Comparable Services:

We concluded that there are no comparable services or products that are materially cheaper than what is available in this fund. This considered other funds managed within the Sarasin group, discretionary investment management services offered to clients and institutional investment mandates managed within the Sarasin group.

### Classes of Units:

We are satisfied that investors are in the appropriate share class of the fund.

### ACTIONS

The global equity research team have increased headcount, following a successful recruitment process of two new hires to cover analysis of IT and Financials stocks. There has also been a refresh in the global equity research process to focus more quickly on relevant ideas driven by a primarily quantitative filter to define which GICS sub sectors match our criteria for thematic stocks, a 'triage' process to reject ideas unlikely to fit portfolios earlier in the process and fewer stages in the process to present new ideas to the full team after they have navigated the triage process.

Sam Jeffries took over the role of Head of Asset Management to focus fully on the management of the department, allowing Subitha Subramaniam to move to become Head of Strategy. This is a significant expansion of resource for both department management and strategy.

Sarasin has in place an internal committee for assessing the investment performance of funds and reporting to the Board if investment performance fails to meet certain criteria. Given the poor investment performance relative to the fund's benchmark and peers, the prospect of the fund attracting new investment and raising assets is low. To that end, we are now considering merging the fund into Sarasin Global Dividend Fund. The merger would allow us to continue to manage the fund in a similar manner to how it is currently, and will also result in economies of scale passed on to investors in the fund.

We will continue to consider whether we can make documentation published to investors in our funds clearer and easier to understand for all types of investor.

## 10.5 SARASIN MULTI ASSET - STRATEGIC

### FUND DETAILS

<b>THIS FUND IS:</b>	A diversified multi-asset fund which aims to achieve a real return.
<b>THIS FUND IS FOR:</b>	All investor types
<b>THIS FUND IS A PART OF:</b>	Sarasin Funds ICVC
<b>FUND OBJECTIVE:</b>	We seek to grow the Fund (through increases in investment value and income) in real terms over a rolling 5-year period after deducting fees and costs.
<b>FUND BENCHMARK:</b>	25% ICE Bank of America UK Gilts All Stocks; 25% ICE Bank of America Sterling Corporate & Collateralised Index; 5% MSCI ACWI 100% Hedged to GBP; 35% MSCI All Countries World Index (Net); 5% SONIA+2%; 5% SONIA+0%
<b>FUND SIZE (AT 31.12.24):</b>	£136m
<b>FUND LAUNCH DATE:</b>	3rd February 1999
<b>SHARE CLASSES ISSUED*:</b>	A, D, F, I, P, X, Z
<b>CLASS A OCF:</b>	1.79% (1.50% investment, 0.22% admin, 0.07% other funds held)
<b>CLASS F OCF:</b>	1.29% (1.00% investment, 0.22% admin, 0.07% other funds held)
<b>CLASS I OCF:</b>	1.14% (0.85% investment, 0.22% admin, 0.07% other funds held)
<b>CLASS P OCF:</b>	1.04% (0.75% investment, 0.22% admin, 0.07% other funds held)
<b>CURRENCIES:</b>	GBP

\*You can find out which share class you are invested in by checking your statement, contract note or, if you are invested via an online platform, via your platform account.

### ASSESSMENT RESULTS

CLASS	A	F	I	P
PERFORMANCE				
QUALITY OF SERVICE				
AFM COSTS				
COMP MARKET RATES				
ECONOMIES OF SCALE				
COMPARABLE SERVICES				
CLASS OF UNIT				
OVERALL				

### CONCLUSIONS

#### Overall:

Taking into account all seven value considerations included in the assessment, we are generally satisfied that the fund is demonstrating value across the majority of share classes. We have summarised our assessment of each area separately below. Where an area has resulted in an action being taken or is undergoing a further review, we have shared the steps we have taken or will take to try and improve this area.



## 10.5 SARASIN MULTI ASSET - STRATEGIC - CONTINUED

### Performance:

Our assessment concluded that the fund has not performed in line with expectations. All classes underperformed against the fund's objective, comparator benchmark and its peer funds. The fund's objective references the Consumer Price Index, a measure of inflation, being the increase in prices of goods and services over time. In the year 2022 and 2023, we saw spikes in inflation as a result, in part, of global events such as

the COVID pandemic and Russia's invasion of Ukraine, which impacted energy and food prices particularly. This was a significant challenge to investment performance and has materially contributed to our assessment and scoring of this consideration which assesses performance across multiple time periods.

### Quality of Service:

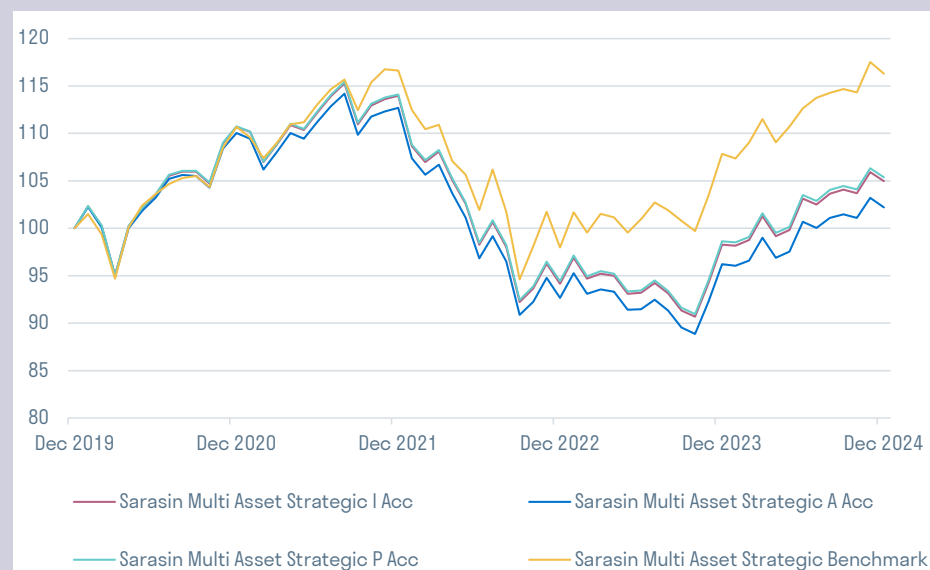
The fund benefits from Sarasin's multi-asset investment process which draws upon their thematic approach to selecting the companies in which to invest. Guided by the structural forces that drive global change, their thematic investment approach helps them find the most compelling long-term opportunities. They believe there are currently five key megatrends that will play the most significant role in shaping our futures. Thinking thematically narrows the investment universe to companies that benefit from these themes. Sarasin's stewardship work and thematic investment philosophy draw on each other. Environmental, social and governance analysis is embedded within the investment process and they use this to inform how they engage with the companies they invest in. The fund also avoids investing in certain sectors by applying ethical exclusions. We are satisfied that administrative services are also delivering value.

### AFM Costs:

We concluded that the fund's charges are transparent and understandable with no entry, exit or performance related fees. Each of our charges are reasonable and appropriate, according to our assessment and are related to the costs paid by us for investment and operational services.

#### Investment Growth

Time period: 01/01/2020 to 31/12/2024



Source: Morningstar Direct

## 10.5 SARASIN MULTI ASSET - STRATEGIC - CONTINUED

### Comparable Market Rates:

Our assessment found that the fund is priced competitively compared to the average cost of its peers. However, we did find that the Class I shares are priced more expensively than the average cost of their peers.

### Economies of Scale:

The fund has a pricing mechanism whereby economies of scale are passed to investors. This relates to the tiering of the operational charges applied so that a lower fee rate is applied as the fund gets larger.

### Comparable Services:

We concluded that there are no comparable services or products that are materially cheaper than what is available in this fund. This considered other funds managed within the Sarasin group, discretionary investment management services offered to clients and institutional investment mandates managed within the Sarasin group.

### Classes of Units:

We are satisfied that investors are in the appropriate share class of the fund.

### ACTIONS

The actions taken in 2023 that saw new fund manager hire(s) on alternatives and multi asset funds, will be expected to bear fruit over the long term, with improved stock selection in the managed funds using the improved equity research process and extra research resources in 2025.

2024 saw a change in the multi asset team including one departure and one promotion.

Sam Jeffries took over the role of Head of Asset Management at Sarasin to focus fully on the management of the department, allowing Subitha Subramaniam to move to become Head of Strategy. This is a significant expansion of resource for both department management and strategy.

Sarasin has in place an internal committee for assessing the investment performance of fund's and reporting to the Board if investment performance fails to meet certain criteria. We, and Sarasin's internal committee, will however continue monitor this closely.

We will continue to consider whether we can make documentation published to investors in our funds clearer and easier to understand for all types of investor.

Whilst we are satisfied that the fees paid by investors for investment management and administrative services are clearly related to what these services currently cost us, we will continue to review whether further value can be added in this regard.

## 10.6 SARASIN RESPONSIBLE CORPORATE BOND

### FUND DETAILS

<b>THIS FUND IS:</b>	A non-gilt, high quality sterling bond portfolio with an emphasis on credit selection, rather than interest rate and currency tactics.
<b>THIS FUND IS FOR:</b>	All investor types
<b>THIS FUND IS A PART OF:</b>	Sarasin Funds ICVC
<b>FUND OBJECTIVE:</b>	We seek to grow the Fund (through income and increases in investment value) over a rolling 5-year period after deducting fees and costs, by investing in ethically screened bonds.
<b>FUND BENCHMARK:</b>	ICE Bank of America Sterling Non-Gilt Index
<b>FUND SIZE (AT 31.12.24):</b>	£331m
<b>FUND LAUNCH DATE:</b>	14th November 2016
<b>SHARE CLASSES ISSUED*:</b>	I, P, Z
<b>CLASS I OCF:</b>	0.53% (0.40% investment, 0.13% admin)
<b>CLASS P OCF:</b>	0.59% (0.40% investment, 0.19% admin)
<b>CURRENCIES:</b>	GBP

\*You can find out which share class you are invested in by checking your statement, contract note or, if you are invested via an online platform, via your platform account.

### ASSESSMENT RESULTS

CLASS	I	P
PERFORMANCE		
QUALITY OF SERVICE		
AFM COSTS		
COMP MARKET RATES		
ECONOMIES OF SCALE		
COMPARABLE SERVICES		
CLASS OF UNIT		
OVERALL		

### CONCLUSIONS

#### Overall:

Taking into account all seven value considerations included in the assessment, we are satisfied that the fund is demonstrating value. We have summarised our assessment of each area separately below. Where an area has resulted in an action being taken or is undergoing a further review, we have shared the steps we have taken or will take to try and improve this area.

## 10.6 SARASIN RESPONSIBLE CORPORATE BOND - CONTINUED

### Performance:

Our assessment concluded that the fund has not performed in line with expectations. Whilst the fund scored well against its benchmark, it underperformed when compared to its investment objective and to a selection of peer funds and the IA sector the fund sits in. Our positive stock selection in the UK water and financials sectors were positive catalysts to performance in 2024, however some of our longer dated responsible holdings underperformed in the volatile interest rate environment.

#### Investment Growth

Time period: 01/01/2020 to 31/12/2024



Source: Morningstar Direct

### Quality of Service:

The fund benefits from Sarasin's fixed income investment process which draws upon their thematic approach to selecting the companies in which to invest. Guided by the structural forces that drive global change, their thematic investment approach helps them find the most compelling long-term opportunities. They believe there are currently five key megatrends that will play the most significant role in shaping our futures. Thinking thematically narrows the investment universe to companies that benefit from these themes. Sarasin's stewardship work and thematic investment philosophy draw on each other. Environmental, social and governance analysis is embedded within the investment process and they use this to inform how they engage with the companies they invest in. The fund also avoids investing in certain sectors by applying ethical exclusions. We are satisfied that administrative services are also delivering value.

### AFM Costs:

We concluded that the fund's charges are transparent and understandable with no entry, exit or performance related fees. Each of our charges are reasonable and appropriate, according to our assessment and are related to the costs paid by us for investment and operational services.

### Comparable Market Rates:

Our assessment found that the fund is priced competitively compared to the average cost of its peers.



## 10.6 SARASIN RESPONSIBLE CORPORATE BOND - CONTINUED

### Economies of Scale:

The fund has a pricing mechanism whereby economies of scale are passed to investors. This relates to the tiering of the operational charges applied so that a lower fee rate is applied as the fund gets larger.

### Comparable Services:

We concluded that there are no comparable services or products that are materially cheaper than what is available in this fund. This considered other funds managed within the Sarasin group, discretionary investment management services offered to clients and institutional investment mandates managed within the Sarasin group.

### Classes of Units:

We are satisfied that investors are in the appropriate share class of the fund.

### ACTIONS

This year, we welcomed a new addition to our fixed income team, with a deputy fund manager and analyst joining to further strengthen our capabilities in managing bond funds. Additionally, an experienced analyst returned to the team, enhancing our research and investment insights.

Sam Jeffries took over the role of Head of Asset Management to focus fully on the management of the department, allowing Subitha Subramaniam to move to become Head of Strategy. This is a significant expansion of resource for both department management and strategy.

We will continue to consider whether we can make documentation published to investors in our funds clearer and easier to understand for all types of investor.

Whilst we are satisfied that the fees paid by investors for investment management and administrative services are clearly related to what these services currently cost us, we will continue to review whether further value can be added in this regard.

## 10.7 SARASIN RESPONSIBLE GLOBAL EQUITY

### FUND DETAILS

<b>THIS FUND IS:</b>	A thematic global equity fund for the 'concerned' investor, with a higher threshold on ESG issues
<b>THIS FUND IS FOR:</b>	All investor types
<b>THIS FUND IS A PART OF:</b>	Sarasin Funds ICVC
<b>FUND OBJECTIVE:</b>	We seek to grow the Fund (through increases in investment value and income) over a rolling 5-year period after deducting fees and costs.
<b>FUND BENCHMARK:</b>	MSCI All Countries World Index (Net) or MSCI ACWI 100% Hedged to GBP for GBP Hedged Share Classes
<b>FUND SIZE (AT 31.12.24):</b>	£392m
<b>FUND LAUNCH DATE:</b>	1st June 2011
<b>SHARE CLASSES ISSUED*:</b>	A, I, P, V, X, Z
<b>CLASS A OCF:</b>	1.70% (1.50% investment, 0.20% admin)
<b>CLASS F OCF:</b>	1.10% (1.00% investment, 0.10% admin)
<b>CLASS I OCF:</b>	0.99% (0.85% investment, 0.14% admin)
<b>CLASS P OCF:</b>	0.95% (0.75% investment, 0.20% admin)
<b>CURRENCIES:</b>	GBP, GBP Hedged

\*You can find out which share class you are invested in by checking your statement, contract note or, if you are invested via an online platform, via your platform account.

### ASSESSMENT RESULTS

CLASS	A	I	I GBP HEDGED	F	P	P GBP HEDGED
PERFORMANCE	○	○	○	○	○	○
QUALITY OF SERVICE	○	○	○	○	○	○
AFM COSTS	○	○	○	○	○	○
COMP MARKET RATES	○	○	○	○	○	○
ECONOMIES OF SCALE	○	○	○	○	○	○
COMPARABLE SERVICES	○	○	○	○	○	○
CLASS OF UNIT	○	○	○	○	○	○
OVERALL	○	○	○	○	○	○

### CONCLUSIONS

#### Overall:

Taking into account all seven value considerations included in the assessment, we are satisfied that the fund is demonstrating value. We have summarised our assessment of each area separately below. Where an area has resulted in an action being taken or is undergoing a further review, we have shared the steps we have taken or will take to try and improve this area.

## 10.7 SARASIN RESPONSIBLE GLOBAL EQUITY - CONTINUED

### Performance:

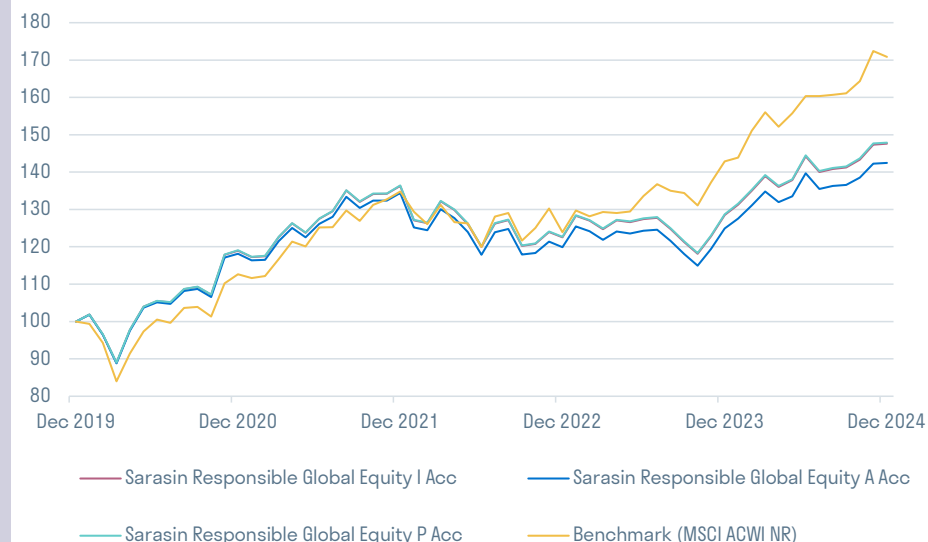
Our assessment concluded that the fund has not performed in line with expectations. All classes scored well against the fund's investment objective and moderate against its benchmark, peer funds and IA sector. We also launched GBP Hedged share classes in October 2020. Ordinarily, a shareholding in a fund would be affected by the exchange rate between the currency in which the fund's shares are priced, and the currencies in which the fund's investments are priced. This fund is priced in GBP (£) but, given it invests globally, has many assets that are priced in a number of other currencies, notably USD (\$) and EUR (€). The GBP Hedged share classes use "hedging" techniques that seek to minimise the impact to their value that may result from changing exchange rates between the fund's currency, GBP, and the currencies in which its investments are valued, e.g. USD and EUR. We use an appropriate GBP version of the benchmark against which to compare the performance of these share classes but, during this relatively short period, they did not perform as well as the benchmark. However, it is felt that the performance of these hedged share classes should be judged over a longer period before concluding that any action is required.

### Quality of Service:

The fund benefits from Sarasin's global equity investment process which draws upon their thematic approach to selecting the companies in which to invest. Guided by the structural forces that drive global change, their thematic investment approach helps them find the most compelling long-term opportunities. They believe there are currently five key megatrends that will play the most significant role in shaping our futures. Thinking thematically narrows the investment universe to companies that benefit from these themes. Sarasin's stewardship work and thematic investment philosophy draw on each other. Environmental, social and governance analysis is embedded within the investment process and they use this to inform how they engage with the companies they invest in. The fund also avoids investing in certain sectors by applying ethical exclusions. We are satisfied that administrative services are also delivering value.

### Investment Growth

Time period: 01/01/2020 to 31/12/2024



Source: Morningstar Direct

## 10.7 SARASIN RESPONSIBLE GLOBAL EQUITY - CONTINUED

### AFM Costs:

We concluded that the fund's charges are transparent and understandable with no entry, exit or performance related fees. Each of our charges are reasonable and appropriate, according to our assessment and are related to the costs paid by us for investment and operational services.

### Comparable Market Rates:

Our assessment found that the fund is priced competitively compared to the average cost of its peers. However, we did find that the Class I shares are priced more expensively than the average cost of their peers.

### Economies of Scale:

The fund has a pricing mechanism whereby economies of scale are passed to investors. This relates to the tiering of the operational charges applied so that a lower fee rate is applied as the fund gets larger.

### Comparable Services:

We concluded that there are no comparable services or products that are materially cheaper than what is available in this fund. This considered other funds managed within the Sarasin group, discretionary investment management services offered to clients and institutional investment mandates managed within the Sarasin group. The assessment found that there was one institutional mandate managed within the Sarasin group with a comparable investment process to this fund and that the fund pays more for these services than the comparable institutional mandate. There are however, significant differences, and costs involved, in managing a regulated fund compared to managing an unregulated institutional mandate. There is a requirement to have more sophisticated operational and risk frameworks in place when managing a regulated fund and the additional cost paid, when compared to that paid by an institutional mandate, is therefore considered justified. As of the start of 2025, it has been noted that Sarasin no longer manages this institutional mandate.

### Classes of Units:

We are satisfied that investors are in the appropriate share class of the fund.

### ACTIONS

The global equity research team have increased headcount, following a successful recruitment process of two new hires to cover analysis of IT and Financials stocks. There has also been a refresh in the global equity research process to focus more quickly on relevant ideas driven by a primarily quantitative filter to define which GICS sub sectors match our criteria for thematic stocks, a 'triage' process to reject ideas unlikely to fit portfolios earlier in the process and fewer stages in the process to present new ideas to the full team after they have navigated the triage process.

Sam Jeffries took over the role of Head of Asset Management to focus fully on the management of the department, allowing Subitha Subramaniam to move to become Head of Strategy. This is a significant expansion of resource for both department management and strategy.

We expect continued improvement in stock selection within these funds in 2025, driven by the enhanced equity research process and additional research resources that were implemented during the previous year.

Sarasin has in place an internal committee for assessing the investment performance of fund's and reporting to the Board if investment performance fails to meet certain criteria. We, and Sarasin's internal committee, will however continue monitor this closely.

We will continue to consider whether we can make documentation published to investors in our funds clearer and easier to understand for all types of investor.

Whilst we are satisfied that the fees paid by investors for investment management and administrative services are clearly related to what these services currently cost us, we will continue to review whether further value can be added in this regard.



## 10.8 SARASIN RESPONSIBLE STRATEGIC BOND

### FUND DETAILS

<b>THIS FUND IS:</b>	A portfolio that invests predominantly in sterling-dominated bonds and seeks to deliver an attractive total return
<b>THIS FUND IS FOR:</b>	All investor types
<b>THIS FUND IS A PART OF:</b>	Sarasin Funds ICVC
<b>FUND OBJECTIVE:</b>	We seek to provide income greater than that achieved in the ICE Bank of America UK Gilts All Stocks Index and to provide an overall return higher than the Fund's benchmark of 50% ICE Bank of America UK Gilts All Stocks Index and 50% ICE Bank of America UK Sterling Non-Gilt Index over 3 to 5 years
<b>FUND BENCHMARK:</b>	50% ICE Bank of America UK Gilts All Stocks Index and 50% ICE Bank of America UK Sterling Non-Gilt Index
<b>FUND SIZE (AT 31.12.24):</b>	£140m
<b>FUND LAUNCH DATE:</b>	10th May 2006
<b>SHARE CLASSES ISSUED*:</b>	I, Z, V
<b>CLASS I OCF:</b>	0.71% (0.50% investment, 0.21% admin)
<b>CURRENCIES:</b>	GBP

\*You can find out which share class you are invested in by checking your statement, contract note or, if you are invested via an online platform, via your platform account.

### ASSESSMENT RESULTS

<b>CLASS</b>	I
PERFORMANCE	
QUALITY OF SERVICE	
AFM COSTS	
COMP MARKET RATES	
ECONOMIES OF SCALE	
COMPARABLE SERVICES	
CLASS OF UNIT	
OVERALL	

### CONCLUSIONS

#### Overall:

Taking into account all seven value considerations included in the assessment, we are satisfied that the fund is demonstrating value. We have summarised our assessment of each area separately below. Where an area has resulted in an action being taken or is undergoing a further review, we have shared the steps we have taken or will take to try and improve this area.

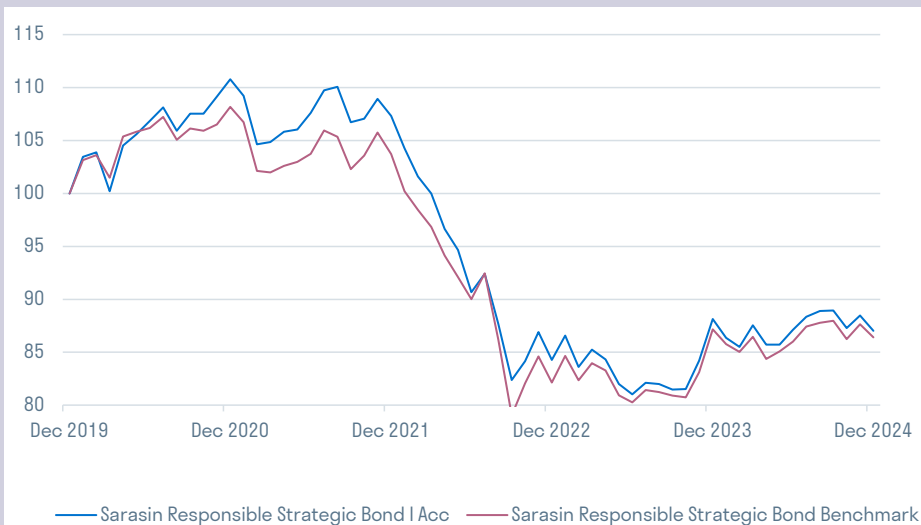
## 10.8 SARASIN RESPONSIBLE STRATEGIC BOND - CONTINUED

### Performance:

Our assessment concluded that the fund has not performed in line with expectations. The fund underperformed against its objective, benchmark and a selection of peer funds. Our positive security selection in the UK water and financials sectors were positive catalysts to performance over the year, however some of our longer dated responsible holdings, as well as Gilts, underperformed in the volatile interest rate environment.

#### Investment Growth

Time period: 01/01/2020 to 31/12/2024



Source: Morningstar Direct

### Quality of Service:

The fund benefits from Sarasin's fixed income investment process which draws upon their thematic approach to selecting the companies in which to invest. Guided by the structural forces that drive global change, their thematic investment approach helps them find the most compelling long-term opportunities. They believe there are currently five key megatrends that will play the most significant role in shaping our futures. Thinking thematically narrows the investment universe to companies that benefit from these themes. Sarasin's stewardship work and thematic investment philosophy draw on each other. Environmental, social and governance analysis is embedded within the investment process and they use this to inform how they engage with the companies they invest in. The fund also avoids investing in certain sectors by applying ethical exclusions. We are satisfied that administrative services are also delivering value.

### AFM Costs:

We concluded that the fund's charges are transparent and understandable with no entry, exit or performance related fees. Each of our charges are reasonable and appropriate, according to our assessment and are related to the costs paid by us for investment and operational services.

### Comparable Market Rates:

Our assessment found that the fund is priced slightly less competitively compared to the average cost of its peers.

### Economies of Scale:

The fund has a pricing mechanism whereby economies of scale are passed to investors. This relates to the tiering of the operational charges applied so that a lower fee rate is applied as the fund gets larger.

## 10.8 SARASIN RESPONSIBLE STRATEGIC BOND - CONTINUED

### Comparable Services:

We concluded that there are no comparable services or products that are materially cheaper than what is available in this fund. This considered other funds managed within the Sarasin group, discretionary investment management services offered to clients and institutional investment mandates managed within the Sarasin group.

### Classes of Units:

We are satisfied that investors are in the appropriate share class of the fund.

### ACTIONS

This year, we welcomed a new addition to our fixed income team, with a deputy fund manager and analyst joining to further strengthen our capabilities in managing bond funds. Additionally, an experienced analyst returned to the team, enhancing our research and investment insights.

Sam Jeffries took over the role of Head of Asset Management to focus fully on the management of the department, allowing Subitha Subramaniam to move to become Head of Strategy. This is a significant expansion of resource for both department management and strategy.

We will continue to consider whether we can make documentation published to investors in our funds clearer and easier to understand for all types of investor.

Whilst we are satisfied that the fees paid by investors for investment management and administrative services are clearly related to what these services currently cost us, we will continue to review whether further value can be added in this regard.

## 10.9 SARASIN THEMATIC GLOBAL EQUITY

### FUND DETAILS

<b>THIS FUND IS:</b>	An unconstrained global equity portfolio which harnesses the best of our robust thematic investment process
<b>THIS FUND IS FOR:</b>	All investor types
<b>THIS FUND IS A PART OF:</b>	Sarasin Funds ICVC
<b>FUND OBJECTIVE:</b>	We seek to grow the Fund (through increases in investment value and income) over a rolling 5-year period after deducting fees and costs.
<b>FUND BENCHMARK:</b>	MSCI All Countries World Index (Net) or MSCI ACWI 100% Hedged to GBP for GBP Hedged Share Classes
<b>FUND SIZE (AT 31.12.24):</b>	£673m
<b>FUND LAUNCH DATE:</b>	1st July 1994
<b>SHARE CLASSES ISSUED*:</b>	A, D, F, I, P, V, X, Z
<b>CLASS A OCF:</b>	1.68% (1.50% investment, 0.18% admin)
<b>CLASS F OCF:</b>	1.18% (1.00% investment, 0.18% admin)
<b>CLASS I OCF:</b>	1.03% (0.85% investment, 0.18% admin)
<b>CLASS P OCF:</b>	0.93% (0.75% investment, 0.18% admin)
<b>CURRENCIES:</b>	GBP, GBP Hedged

\*You can find out which share class you are invested in by checking your statement, contract note or, if you are invested via an online platform, via your platform account.

### ASSESSMENT RESULTS

CLASS	A	F	I	I GBP HEDGED	P	P GBP HEDGED
PERFORMANCE	○	○	○	○	○	○
QUALITY OF SERVICE	○	○	○	○	○	○
AFM COSTS	○	○	○	○	○	○
COMP MARKET RATES	○	○	○	○	○	○
ECONOMIES OF SCALE	○	○	○	○	○	○
COMPARABLE SERVICES	○	○	○	○	○	○
CLASS OF UNIT	○	○	○	○	○	○
OVERALL	○	○	○	○	○	○

### CONCLUSIONS

#### Overall:

Taking into account all seven value considerations included in the assessment, we are generally satisfied that the fund is demonstrating value. We have summarised our assessment of each area separately below. Where an area has resulted in an action being taken or is undergoing a further review, we have shared the steps we have taken or will take to try and improve this area.



## 10.9 SARASIN THEMATIC GLOBAL EQUITY - CONTINUED

### Performance:

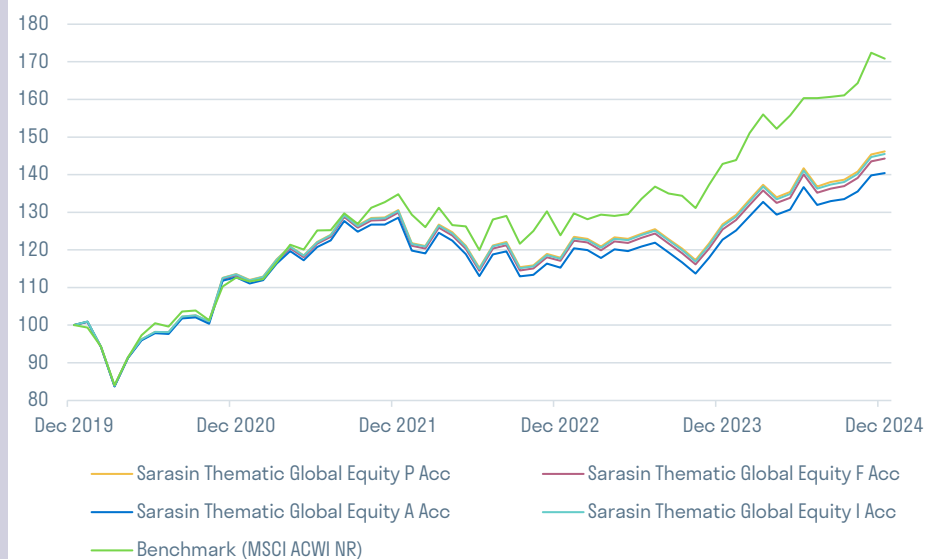
Our assessment concluded that some share classes have not performed in line with expectations. All share classes scored well against the fund's investment objective. However, the fund scored less well against its benchmark and a selection of peer funds. We had also launched GBP Hedged share classes in October 2020. Ordinarily, a shareholding in a fund would be affected by the exchange rate between the currency in which the fund's shares are priced, and the currencies in which the fund's investments are priced. This fund is priced in GBP (£) but, given it invests globally, has many assets that are priced in a number of other currencies, notably USD (\$) and EUR (€). The GBP Hedged share classes use "hedging" techniques that seek to minimise the impact to their value that may result from changing exchange rates between the fund's currency, GBP, and the currencies in which its investments are valued, e.g. USD and EUR. We use an appropriate GBP version of the benchmark against which to compare the performance of these share classes but, during this relatively short period, they did not perform as well as the benchmark. However, it is felt that the performance of these hedged share classes should be judged over a longer period before concluding that any action is required.

### Quality of Service:

The fund benefits from Sarasin's global equity investment process which draws upon their thematic approach to selecting the companies in which to invest. Guided by the structural forces that drive global change, their thematic investment approach helps them find the most compelling long-term opportunities. They believe there are currently five key megatrends that will play the most significant role in shaping our futures. Thinking thematically narrows the investment universe to companies that benefit from these themes. Sarasin's stewardship work and thematic investment philosophy draw on each other. Environmental, social and governance analysis is embedded within the investment process and they use this to inform how they engage with the companies they invest in. The fund also avoids investing in certain sectors by applying ethical exclusions. We are satisfied that administrative services are also delivering value.

### Investment Growth

Time period: 01/01/2020 to 31/12/2024



Source: Morningstar Direct

## 10.9 SARASIN THEMATIC GLOBAL EQUITY - CONTINUED

### AFM Costs:

We concluded that the fund's charges are transparent and understandable with no entry, exit or performance related fees. Our charges for investment services are reasonable and appropriate, according to our assessment, and are related to the costs paid by us in delivering that service. Despite introducing tiering to reduce the charge paid for operational services, overall, an amount marginally greater than what it cost us to operate this fund, was collected from the fund over the year.

### Comparable Market Rates:

Our assessment found that the fund is priced competitively compared to the average cost of its peers. However, we did find that the Class I shares are priced more expensively than the average cost of their peers.

### Economies of Scale:

The fund has a pricing mechanism whereby economies of scale are passed to investors. This relates to the tiering of the operational charges applied so that a lower fee rate is applied as the fund gets larger.

### Comparable Services:

We concluded that there are no comparable services or products that are materially cheaper than what is available in this fund. This considered other funds managed within the Sarasin group, discretionary investment management services offered to clients and institutional investment mandates managed within the Sarasin group. The assessment found that there was one institutional mandate managed within the Sarasin group with a comparable investment process to this fund and that the fund pays more for these services than the comparable institutional mandate. There are however, significant differences, and costs involved, in managing a regulated fund compared to managing an unregulated institutional mandate. There is a requirement to have more sophisticated operational and risk frameworks in place when managing a regulated fund and the additional cost paid, when compared to that paid by an institutional mandate, is therefore considered justified.

### Classes of Units:

We are satisfied that investors are in the appropriate share class of the fund.

### ACTIONS

The global equity research team have increased headcount, following a successful recruitment process of two new hires to cover analysis of IT and Financials stocks. There has also been a refresh in the global equity research process to focus more quickly on relevant ideas driven by a primarily quantitative filter to define which GICS sub sectors match our criteria for thematic stocks, a 'triage' process to reject ideas unlikely to fit portfolios earlier in the process and fewer stages in the process to present new ideas to the full team after they have navigated the triage process.

Sam Jeffries took over the role of Head of Asset Management to focus fully on the management of the department, allowing Subitha Subramaniam to move to become Head of Strategy. This is a significant expansion of resource for both department management and strategy.

We expect continued improvement in stock selection within these funds in 2025, driven by the enhanced equity research process and additional research resources that were implemented during the previous year.

Sarasin has in place an internal committee for assessing the investment performance of fund's and reporting to the Board if investment performance fails to meet certain criteria. We, and Sarasin's internal committee, will however continue monitor this closely.

We will continue to consider whether we can make documentation published to investors in our funds clearer and easier to understand for all types of investor.

Whilst we are satisfied that the fees paid by investors for investment management and administrative services are clearly related to what these services currently cost us, we will continue to review whether further value can be added in this regard.

## 10.10 SARASIN TOMORROW'S WORLD - MULTI ASSET

### FUND DETAILS

<b>THIS FUND IS:</b>	A diversified multi-asset fund that invests in purposeful institutions which aim to solve people's and the planet's problems profitably, without benefiting from causing harm to the world.
<b>THIS FUND IS FOR:</b>	All investor types
<b>THIS FUND IS A PART OF:</b>	Sarasin Funds ICVC
<b>FUND OBJECTIVE:</b>	We seek to grow the Fund (through increases in investment value and income) over a rolling 5-year period after deducting fees and costs.
<b>FUND BENCHMARK:</b>	Investment Association Mixed Asset 40-85% Sector
<b>FUND SIZE (AT 31.12.24):</b>	£39m
<b>FUND LAUNCH DATE:</b>	18th March 2021
<b>SHARE CLASSES ISSUED*:</b>	L, P, D, Z
<b>CLASS L OCF:</b>	0.75% (0.50% investment, 0.21% admin, 0.04% other funds held)
<b>CLASS P OCF:</b>	1.00% (0.75% investment, 0.21% admin, 0.04% other funds held)
<b>CURRENCIES:</b>	GBP

\*You can find out which share class you are invested in by checking your statement, contract note or, if you are invested via an online platform, via your platform account.

### ASSESSMENT RESULTS

CLASS	I	P
PERFORMANCE		
QUALITY OF SERVICE		
AFM COSTS		
COMP MARKET RATES		
ECONOMIES OF SCALE		
COMPARABLE SERVICES		
CLASS OF UNIT		
OVERALL		

### CONCLUSIONS

#### Overall:

Taking into account all seven value considerations included in the assessment, we are satisfied that the fund is demonstrating value. We have summarised our assessment of each area separately below. Where an area has resulted in an action being taken or is undergoing a further review, we have shared the steps we have taken or will take to try and improve this area.

## 10.10 SARASIN TOMORROW'S WORLD - MULTI ASSET - CONTINUED

### Performance:

The fund only launched in 2021 and seeks to grow, through increases in investment value and income, over a rolling 5-year period. The fund had not achieved this in the period being assessed, albeit it has been running for less than 5 years and it is felt that performance should be judged over a longer period before concluding that any action is required.

This fund has been running for less than five years so we are not showing performance data in this report. Shorter term performance data is however published on our website at [www.sarasinandpartners.com](http://www.sarasinandpartners.com)

### Quality of Service:

The fund benefits from Sarasin's multi-asset investment process which draws upon their thematic approach to selecting the companies in which to invest. Guided by the structural forces that drive global change, their thematic investment approach helps them find the most compelling long-term opportunities. They believe there are currently five key megatrends that will play the most significant role in shaping our futures. Thinking thematically narrows the investment universe to companies that benefit from these themes. Sarasin's stewardship work and thematic investment philosophy draw on each other. Environmental, social and governance analysis is embedded within the investment process and they use this to inform how they engage with the companies they invest in. The fund also avoids investing in certain sectors by applying ethical exclusions. We are satisfied that administrative services are also delivering value.

### AFM Costs:

We concluded that the fund's charges are transparent and understandable with no entry, exit or performance related fees. Each of our charges are reasonable and appropriate, according to our assessment and are related to the costs paid by us for investment and operational services.

### Comparable Market Rates:

Our assessment found that the fund is priced competitively compared to the average cost of its peers.

### Economies of Scale:

The fund has a pricing mechanism whereby economies of scale are passed to investors. This relates to the tiering of the operational charges applied so that a lower fee rate is applied as the fund gets larger.

### Comparable Services:

We concluded that there are no comparable services or products that are materially cheaper than what is available in this fund. This considered other funds managed within the Sarasin group, discretionary investment management services offered to clients and institutional investment mandates managed within the Sarasin group.

### Classes of Units:

We are satisfied that investors are in the appropriate share class of the fund.

### ACTIONS

We will continue to consider whether we can make documentation published to investors in our funds clearer and easier to understand for all types of investor.

Whilst we are satisfied that the fees paid by investors for investment management services are clearly related to what these services currently cost us, we will continue to review whether further value can be added in this regard.

While this fund has been running for less than five years, and we believe performance should be evaluated over a longer time frame, we are confident that the strategic actions taken in 2023 and 2024, including the appointment of new fund managers for alternative and multi-asset funds, as well as Sam Jeffries as Head of Asset Management at Sarasin, will positively influence this fund's performance across the short, medium, and long term.

## 11. VALUE OVER THE YEARS

[illegible][illegible]



## 11. VALUE OVER THE YEARS - CONTINUED

[illegible]

## 11. VALUE OVER THE YEARS - CONTINUED

[illegible]

## 12. GLOSSARY

You might find some of the following terms used in this report, or in other publications from Sarasin;

**Absolute Return:** An asset's standalone return (gain or loss) over time. It is not being compared to anything else such as a benchmark or another asset.

**Active Management:** The management of investments based on active decision-making rather than with the objective of replicating the return of an index. The manager aims to beat the market through research, analysis and their own judgement.

**AFM (Authorised Fund Manager):** The AFM is responsible for the overall management of the fund and invests money on behalf of clients. An authorised investment fund is one that is authorised and regulated by the UK financial regulator, the FCA. Please also see FCA definition.

**Alternative Asset:** An investment outside of the traditional asset classes of equities, bonds and cash. Alternative investments include property, hedge funds, commodities, private equity, and infrastructure.

**AMC (Annual Management Charge):** The yearly fee an investment manager charges to manage a fund. It is usually a percentage of the assets of the fund, for example 0.6% of the fund's assets per annum. The AMC is automatically deducted from the assets of the fund.

**Asset Allocation:** The apportionment of a portfolio's assets between asset classes and/or markets. For example, a fund may hold a combination of shares, bonds and cash. The weightings given vary according to the investment objective and the investment outlook.

**Asset Class:** Broad groups of different types of investments. The main investment asset classes are equities, bonds and cash. Non-traditional asset classes are known as alternative investments.

**Benchmark:** A standard (usually an index or a market average) against which an investment fund's performance is measured.

**Bond:** A way for governments and companies (the issuers of the bond) to borrow money for a certain amount of time. A typical arrangement would be in exchange for an upfront payment from an investor, the issuer will make periodic interest payments to the investor and then repay the initial investment amount at the end of the bond's term (its maturity).

**Capital Growth:** The increase in the value of an asset or investment over time.

**Capital Risk:** The potential loss of all or part of an investment.

**CPI (Consumer Price Index):** The Consumer Price Index (CPI) measures how much prices of consumer goods and services change over a period of time. For example, if CPI is 3.5% for the 12 months ending April 2024, this means that on average, the price of consumer goods will be about 3.5% higher than they were in April 2023. Please also see Inflation definition.

**Dividend:** A payment made by a company to its shareholders. The company decides how much the dividend will be, and when it will be paid.



## 12. GLOSSARY - CONTINUED

**Domicile (e.g. a UK-domiciled fund):** A fund's domicile is essentially its country of residence. It determines how a fund is to be treated from a tax perspective much as the domicile (i.e. permanent home) determines what tax legislation applies. All of the funds in this report are UK-domiciled.

**Emerging Markets:** Countries that have rapidly growing economies and may be going through the process of industrialisation. This is compared to developed markets which have already undergone this process and are considered to be already economically advanced.

**Equities:** Also known as shares or stocks, this represents a share in the ownership of a company.

**ESG (Environmental, Social and Governance):** ESG represents environmental, social and governance considerations and covers issues such as climate change, energy use, labour standards, supply chain management and how well a company is run.

**FCA (Financial Conduct Authority):** The FCA regulates the UK's financial markets. Its objective is to ensure that relevant markets function well - for individuals, for business and for the economy as a whole.

**FOC (Fixed Operating Charge):** The FOC is a charge paid by the funds to cover the costs incurred in operating the fund. The FOC includes the costs of fund administration and fund accounting fees, and the costs of other professional services including those of the depositary, custodian, auditors, and legal and tax advisors.

**Gartenberg Principles:** A set of principles that derive from United States case law and relate to what considerations the board of a US mutual fund should have regard to when assessing their appointment of a fund manager (including the fee paid for investment services). The points are as follows:

1. the nature, extent, and quality of the services to be provided by the fund manager;
2. the investment performance of the fund and the fund manager;
3. the costs of the services to be provided and profits to be realized by the fund manager and its affiliates;
4. the extent to which economies of scale would be realized as the fund grows; and
5. the extent to which fee levels reflect these economies of scale for the benefit of fund investors.

**GICS:** The GICS (Global Industry Classification Standard) is a system that categorises companies into sectors and industries based on their business activities, helping investors easily compare and track different parts of the economy.

**Gilt:** A bond issued by the UK government.

**Hedge Fund:** A collective name for funds targeting absolute returns through investment in financial markets and/or applying non-traditional portfolio management techniques. Hedge funds can invest using a broad array of strategies, ranging from conservative to aggressive.

**IA (Investment Association) Sector:** As published by the Investment Association, the IA sectors divide the fund universe to reflect the asset type, industry sector, or geographic regions funds are invested in. There are over 35 IA sectors. These are there to help navigate the large universe of funds in the UK and include some offshore (EU) funds. The sectors divide up the funds into smaller groups, to allow like-for-like comparisons between funds in one or more sectors, for instance to look at performance and fund charges.

**Income Distribution:** The distribution of income to unit holders of pooled funds in proportion to the number of units held.

**Inflation:** A measure of the increase in prices of goods and services over time.

**Investment Universe:** The range of stocks in which a portfolio can invest.

**KIID (Key Investor Information Document):** A two-page document that summarises a fund's investment objective, key risks, ongoing charges figure (please see OCF definition) and past performance. It is required that the KIID is made available to you before you invest in a fund and they are designed to allow comparability across funds.

**Liquidity:** The ease with which an asset can be sold for cash. An asset can be described as illiquid if it takes a long time to sell, such as property, or if it is difficult to find someone willing to buy it.

## 12. GLOSSARY - CONTINUED

**Macroeconomic:** Refers to the behaviour and drivers of an economy as a whole. Factors include inflation, unemployment, etc. as opposed to microeconomic which is the behaviour of small economic units, such as individual consumers or households.

**Market Capitalisation:** A measure of a company's size, calculated by multiplying the total number of shares in issue by the current share price. Companies are commonly grouped according to size, such as micro-cap, small cap, mid cap, large cap, mega-cap or all cap.

**MSCI (Morgan Stanley Capital International):**

An investment research firm that provides stock indices, portfolio risk and performance analytics, and government tools.

**Multi Asset:** An investment which contains a combination of asset classes, creating a group or portfolio of assets.

**OCF (Ongoing Charges Figure):** The OCF is made up of the Annual Management Charge (AMC), the Fixed Operating Charge (FOC) and, where relevant, the fees of any other funds that are invested in.

**Option:** Gives the buyer the right (not the obligation) to buy or sell an underlying asset at an agreed price on, or before, a given date in the future.

**Overweight:** When a fund has a greater percentage weighting in an asset class, sector, geographical region or stock than the index or benchmark against which it is measured.

**Passive Management:** A style of investment management that aims to replicate the performance of a set benchmark.

**Peer Group:** A group of funds that may be compared with one another, often for performance purposes. A peer group will usually be based on the fund's investment scope.

**Performance Period:** The length of time over which we expect the fund to deliver its investment objective.

**Real Return:** The return generated by an investment, having been adjusted for the effects of inflation. For example, an investment grew in value by 5% return over one year, and the rate of inflation was 2%, the real return would be 3%.

**Share Class:** A way to differentiate between different types of shares. For companies, this may mean that some shares have voting rights while others do not. Within a fund, the different share classes may represent different ways of paying the investor the income from the fund, different fees and expenses or different base currencies. For example, a fund will often have an "accumulation" share class and an "income" share class. With the former, any income produced will be retained by the share class and reflected in its price. With the income share class, income can be distributed to investors as a cash payment.

**Thematic Investing:** Investing according to a particular investment theme or trend. Thematic investing is a form of investment which aims to identify macroeconomic-level trends, and the underlying investments that stand to benefit from the materialisation of those trends. At Sarasin we currently have identified five themes that drive our investment approach: Digitalisation, Automation, Ageing, Evolving Consumption and Climate Change. You can find more information on each at [www.sarasinandpartners.com/about/why-thematic](http://www.sarasinandpartners.com/about/why-thematic)

**Total Return:** The total return of an investment is the combination of any capital appreciation (or depreciation) plus any income from interest or dividends. It is measured over a set period, and is given as a percentage of the value of the investment at the start of that period.

**Underweight:** When a portfolio or fund has a lower percentage weighting in an asset class, sector, geographical region or stock than the index or benchmark against which it is measured.

**Volatility:** A statistical measure of the fluctuations in an asset's price or particular market. For example, a highly volatile share experiences greater changes in price than other investments. High volatility is taken as an indication of higher risk.

**Yield:** A measure of the income return earned on an investment. In the case of a share, the yield is the annual dividend payment expressed as a percentage of the market price of the share. For bonds, the yield is the annual interest as a percentage of the current market price.



This document has been issued by Sarasin Investment Funds which is a limited liability company registered in England and Wales with registered number 02190813, and which is authorised and regulated by the Financial Conduct Authority.

This document has been prepared for information purposes only and is not a solicitation, or an offer to buy or sell any security. The information on which the material is based has been obtained in good faith, from sources that we believe to be reliable, but we have not independently verified such information and we make no representation or warranty, express or implied, as to its accuracy. All expressions of opinion are subject to change without notice.

**The value of investments and any income derived from them can fall as well as rise and investors may not get back the amount originally invested. If investing in foreign currencies, the return in the investor's reference currency may increase or decrease as a result of currency fluctuations. Past performance is not a reliable indicator of future results and may not be repeated. Forecasts are not a reliable indicator of future performance.**

Neither Sarasin Investment Funds Limited nor any other member of the J. Safra Sarasin Holding Ltd group accepts any liability or responsibility whatsoever for any consequential loss of any kind arising out of the use of this document or any part of its contents. The use of this document should not be regarded as a substitute for the exercise by the recipient of their own judgement. Sarasin Investment Funds Limited and/or any person connected with it may act upon or make use of the material referred to herein and/or any of the information upon which it is based, prior to publication of this document.

The index data referenced is the property of third-party providers and has been licensed for use by us. Our Third-Party Suppliers accept no liability in connection with its use. See our website for a full copy of the index disclaimers <https://sarasinandpartners.com/important-information/>.

Where the data in this document comes partially from third-party sources the accuracy, completeness or correctness of the information contained in this publication is not guaranteed, and third-party data is provided without any warranties of any kind. Sarasin Investment Funds Limited shall have no liability in connection with third-party data.

© 2025 Sarasin Investment Funds Limited – all rights reserved.

This document can only be distributed or reproduced with permission from Sarasin Investment Funds Limited. Please email [contact@sarasin.co.uk](mailto:contact@sarasin.co.uk)