

**SARASIN**  
& PARTNERS

# Six Minute Strategy Update from Washington

February 2025

---

This document is intended for retail investors and/or private clients. You should not act or rely on this document but should contact your professional adviser.



# 1. Republican challenge to Trump appointees has collapsed

The most controversial confirmations were narrowly decided with 52-48 votes.

1

## **Tulsi Gabbard's** Confirmation as Director of National Intelligence:

- Vote Outcome: Confirmed by the Senate with a 52-48 vote.
- Republican Opposition: Senator Mitch McConnell was the only Republican senator to vote against Gabbard's confirmation. He expressed concerns over her qualifications and her support for whistleblower Edward Snowden and her foreign policy stances.

2

## **Robert F. Kennedy Jr.'s** Confirmation as Health & Human Services Secretary:

- Vote Outcome: Confirmed by the Senate with a 52-48 vote.
- Republican Opposition: Senator Mitch McConnell was again the sole Republican to oppose the nomination. As a polio survivor, McConnell cited Kennedy's anti-vaccine views.

*There was no desire to challenge White House policy, appointments or the actions of DOGE from any Republican Senator or Congressman*

## 2. Trump 2.0 more decisive and aggressive than Trump 1.0

- 1 Tariffs:** Despite walk backs on 25% tariffs on Canada and Mexico, 10% tariffs on China have come into effect and 25% tariffs on aluminium and steel expected to go into play on March 12. Reciprocal tariffs are being evaluated. Even if agreement is reached, Trump will continue to brandish tariffs as a negotiating tool to counter non-tariff barriers and regulations (Digital Markets Act, GDPR, CBAM, VAT). Retaliations could easily be argued to be the dominant strategy while repeated tariff threats risk creating uncertainty.
- 2 Tax Cuts:** Republicans have tabled \$1.5trn in spending cuts and \$4.5trn in tax cuts as their starting gambit. Increased spending for border and defence is at \$300bn. A government shut down on March 14 seems to be likely.
- 3 Deregulation:** Musk is currently targeting a reduction of 250K employees. Trump says he would like to reduce the Federal workforce 25%. Agencies likely to be drastically reduced – USAID, CFPB, FEMA, NIH, FDA, CDC, EPA, Department of Education meaning there is legal and disruption risk.
- 4 Deportation:** Run rate has matched the pace during Obama administration.

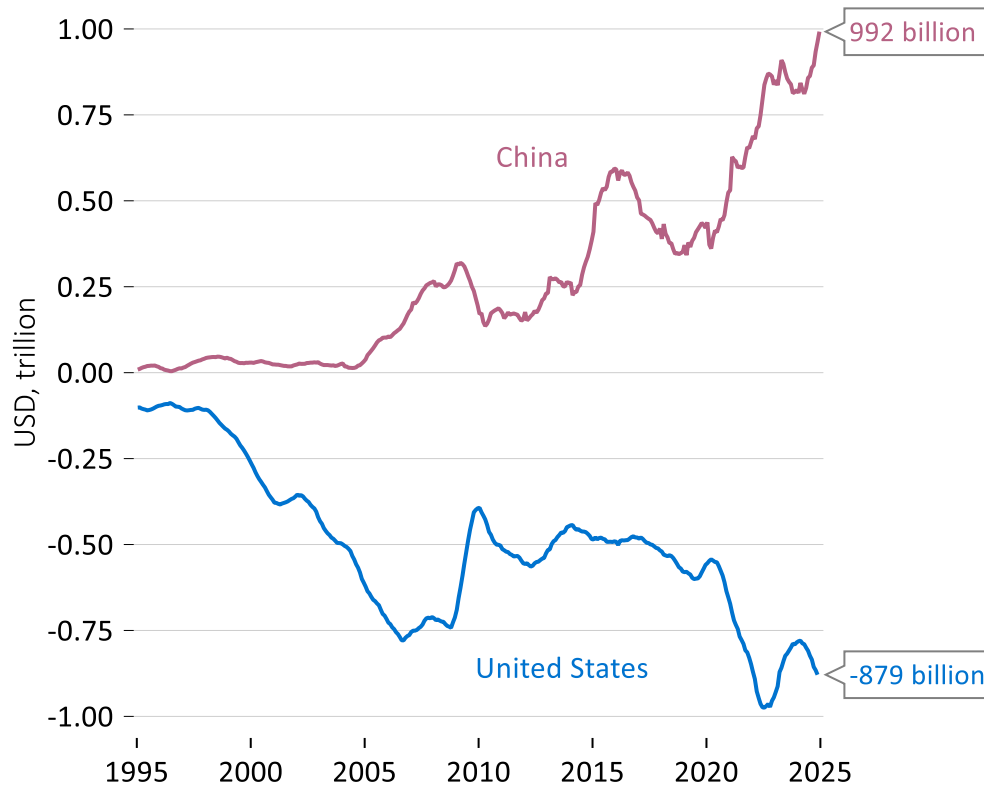
# Markets had already priced in *some* tariff impact

Trump will continue to brandish tariffs as a negotiating tool to counter non-tariff barriers



## Trade Balances: China vs US, 1995 - 2025

Total Trade Balances



Source: Macrobond, 22.01.25



## The asymmetry of US trade power is striking

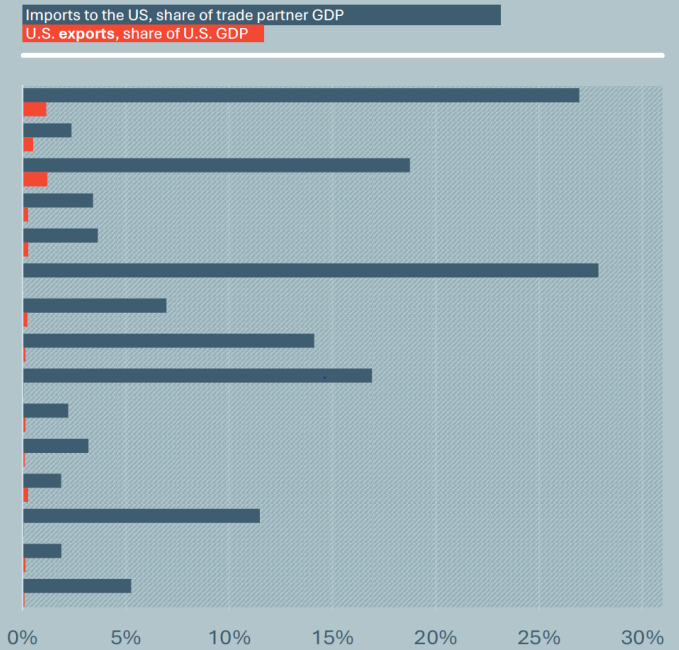
### Whose trade matters? (by \$ imports)

- Mexico (\$498B)
- China (\$433B)
- Canada (\$415B)
- Germany (\$161B)
- Japan (\$148B)
- Vietnam (\$131B)
- Korea (\$130B)
- Taiwan (\$109B)
- Ireland (\$95B)
- India (\$86B)
- Italy (\$76B)
- U.K. (\$67B)
- Thailand (\$61B)
- France (\$59B)
- Switzerland (\$50B)

Sum of top 15 = \$2.9 trillion  
or 89% of all U.S. imports

Note: 1) There are countries with whom the US has \$ trade surpluses, e.g., Hong Kong, Australia, & UAE. 2) Imports are trailing 12-mth totals as of 9/2024.  
Source: Census Bureau, IMF, BCG Center for Macroeconomics

### Power asymmetry: Who has more to lose?



Copyright © 2024 by Boston Consulting Group. All rights reserved.

6

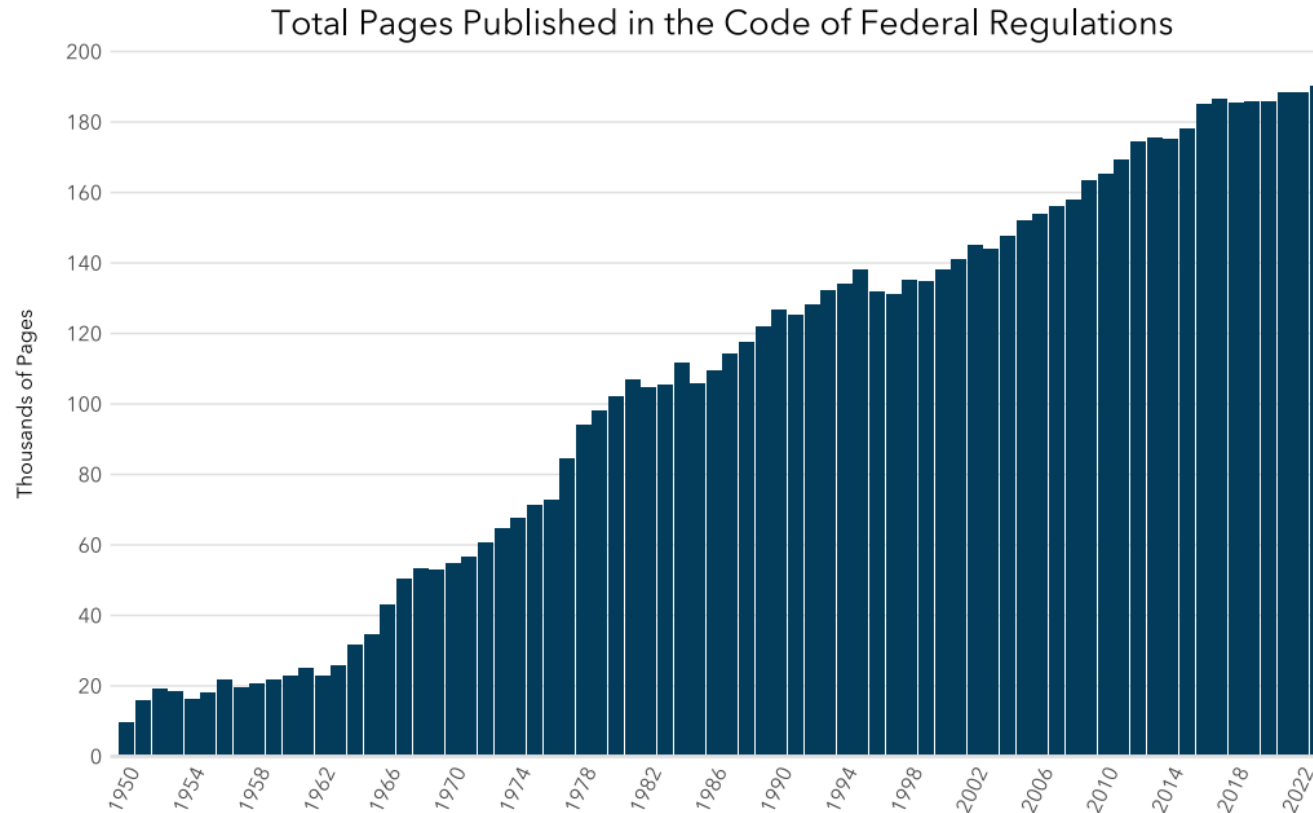
Source: BCG, December 2024

# Aggressive action is needed to reverse regulatory overload?

Democratic Presidents have typically increased regulations



Volume of pages point to escalating burden on businesses



Regulatory  
Studies Center

[THE GEORGE WASHINGTON UNIVERSITY](https://www.regulatorystudiescenter.org/)

Sources: govinfo.gov for the years 2022 and onwards; Federal Register Statistics for all the prior years

Updated: July 02, 2024

# Performance since US election

US market leadership widens to include Chinese and European equities



Chinese equities now outperforming SPX since US election



Bond and equity volatility declines since US election

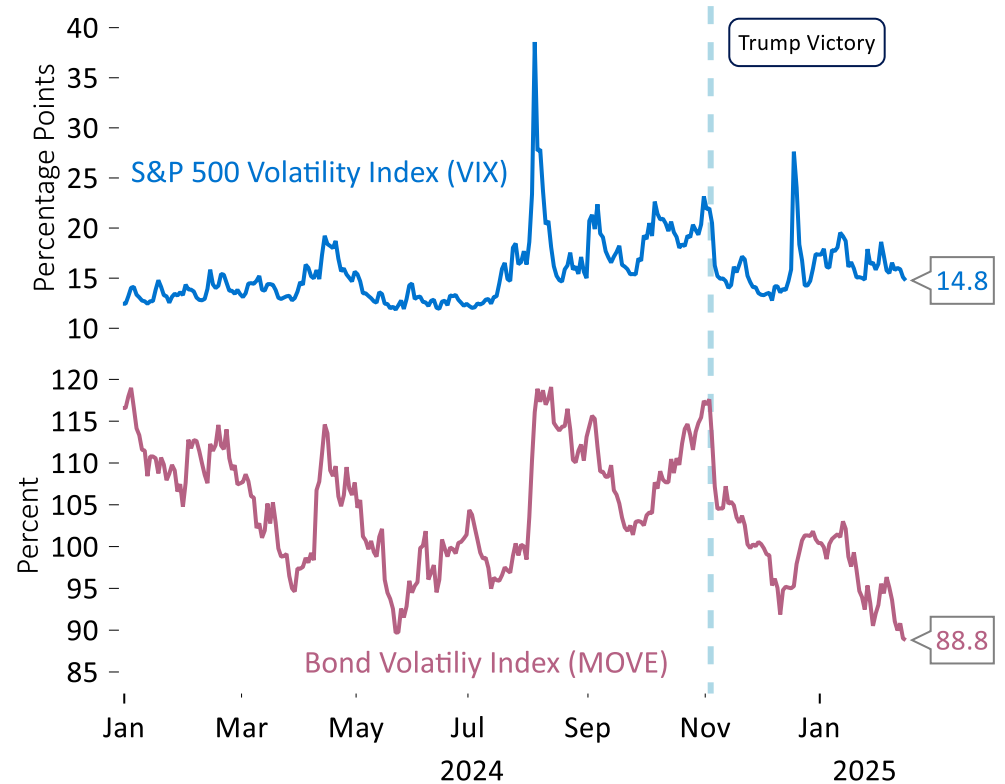
## Impact of Trump's election victory on asset class performance

Asset class	Change since 11/5 as of 17/02/2025	Percentage change, %										
		-5	0	5	10	15	20	25	30	35	40	45
Bitcoin	41.83	[Progress bar from 0 to 41.83]										
S&P 500 Growth	11.49	[Progress bar from 0 to 11.49]										
China Equities	8.89	[Progress bar from 0 to 8.89]										
S&P 500	7.04	[Progress bar from 0 to 7.04]										
Gold	6.51	[Progress bar from 0 to 6.51]										
Europe Equities	4.74	[Progress bar from 0 to 4.74]										
US Dollar (DXY)	2.71	[Progress bar from 0 to 2.71]										
S&P 600 Small Cap	2.42	[Progress bar from 0 to 2.42]										
US High-Yield Bonds	2.23	[Progress bar from 0 to 2.23]										
US 3M Bonds	1.28	[Progress bar from 0 to 1.28]										
S&P 500 Value	1.13	[Progress bar from 0 to 1.13]										
US 10Y Bonds	-0.31	[Progress bar from 0 to -0.31]										
EMs Equities	-0.41	[Progress bar from 0 to -0.41]										
Crude Oil	-0.76	[Progress bar from 0 to -0.76]										
Real Estate	-1.97	[Progress bar from 0 to -1.97]										

Source: ICE BofAML, LBMA, Macrobond, MSCI, FTSE Russell, S&P Global, ICE 17.02.25



## US Equity & Bond Volatility



Source: Macrobond, 18.02.25

Past performance is not a reliable indicator of future results and may not be repeated.

# Important information

**This document is intended for retail investors and/or private clients. You should not act or rely on this document but should contact your professional adviser.**

This document has been issued by Sarasin & Partners LLP of Juxon House, 100 St Paul's Churchyard, London, EC4M 8BU, a limited liability partnership registered in England and Wales with registered number OC329859, and which is authorised and regulated by the Financial Conduct Authority with firm reference number 475111.

This document has been prepared for marketing and information purposes only and is not a solicitation, or an offer to buy or sell any security. The information on which the material is based has been obtained in good faith, from sources that we believe to be reliable, but we have not independently verified such information and we make no representation or warranty, express or implied, as to its accuracy. All expressions of opinion are subject to change without notice.

This document should not be relied on for accounting, legal or tax advice, or investment recommendations. Reliance should not be placed on the views and information in this material when taking individual investment and/or strategic decisions.

**The value of investments and any income derived from them can fall as well as rise and investors may not get back the amount originally invested. If investing in foreign currencies, the return in the investor's reference currency may increase or decrease as a result of currency fluctuations. Past performance is not a reliable indicator of future results and may not be repeated. Forecasts are not a reliable indicator of future performance.**

Neither MSCI nor any other party involved in or related to compiling, computing or creating the MSCI data makes any express or implied warranties or representations with respect to such data (or the results to be obtained by the use thereof), and all such parties hereby expressly disclaim all warranties of originality, accuracy, completeness, merchantability or fitness for a particular purpose with respect of any such data. Without limiting any of the foregoing, in no event shall MSCI, any of its affiliates or any third party involved in or related to compiling, computing or creating the data have any liability for any direct, indirect, special, punitive, consequential or any other damages (including lost profits) even if notified of the possibility of such damages. No further distribution or dissemination of the MSCI data is permitted without MSCI's express written consent.

The index data referenced is the property of third-party providers and has been licensed for use by us. Our Third-Party Suppliers accept no liability in connection with its use. See [our website](https://sarasinandpartners.com/important-information/) for a full copy of the index disclaimers <https://sarasinandpartners.com/important-information/>.

Neither Sarasin & Partners LLP nor any other member of the J. Safra Sarasin Holding Ltd group accepts any liability or responsibility whatsoever for any consequential loss of any kind arising out of the use of this document or any part of its contents. The use of this document should not be regarded as a substitute for the exercise by the recipient of their own judgement. Sarasin & Partners LLP and/or any person connected with it may act upon or make use of the material referred to herein and/or any of the information upon which it is based, prior to publication of this document.

Where the data in this document comes partially from third-party sources the accuracy, completeness or correctness of the information contained in this publication is not guaranteed, and third-party data is provided without any warranties of any kind. Sarasin & Partners LLP shall have no liability in connection with third-party data.

© 2025 Sarasin & Partners LLP – all rights reserved. This document can only be distributed or reproduced with permission from Sarasin & Partners LLP. Please contact [marketing@sarasin.co.uk](mailto:marketing@sarasin.co.uk).

# SARASIN & PARTNERS

Juxon House  
100 St Paul's Churchyard  
London  
EC4M 8BU

T: +44 (0) 20 7038 7000  
[www.sarasinandpartners.com](http://www.sarasinandpartners.com)

