

SARASIN

# Six Minute Strategy

## Four for 2024

## January 2024

This document is intended for retail investors and/or private clients in the US only.  
You should not act or rely on this document but should contact your professional adviser.



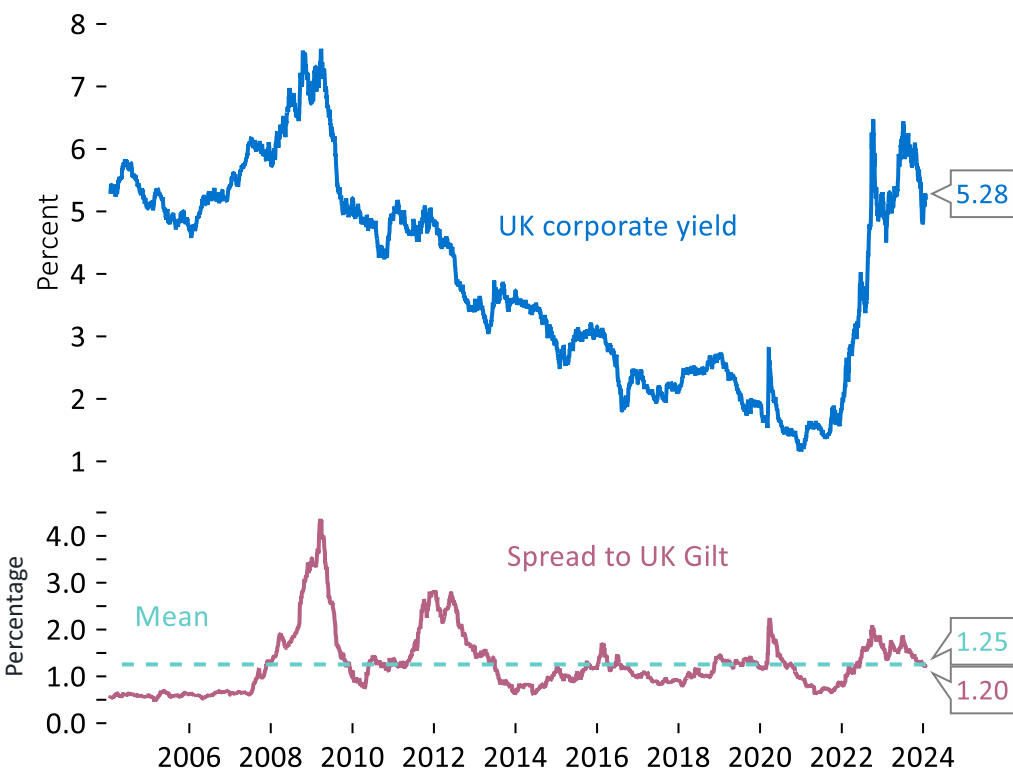
# 1. Bonds: UK corporate issues attractive

Sterling corporate bonds now offer value against other assets

 Sterling corporate bond yields attractive as inflation falls

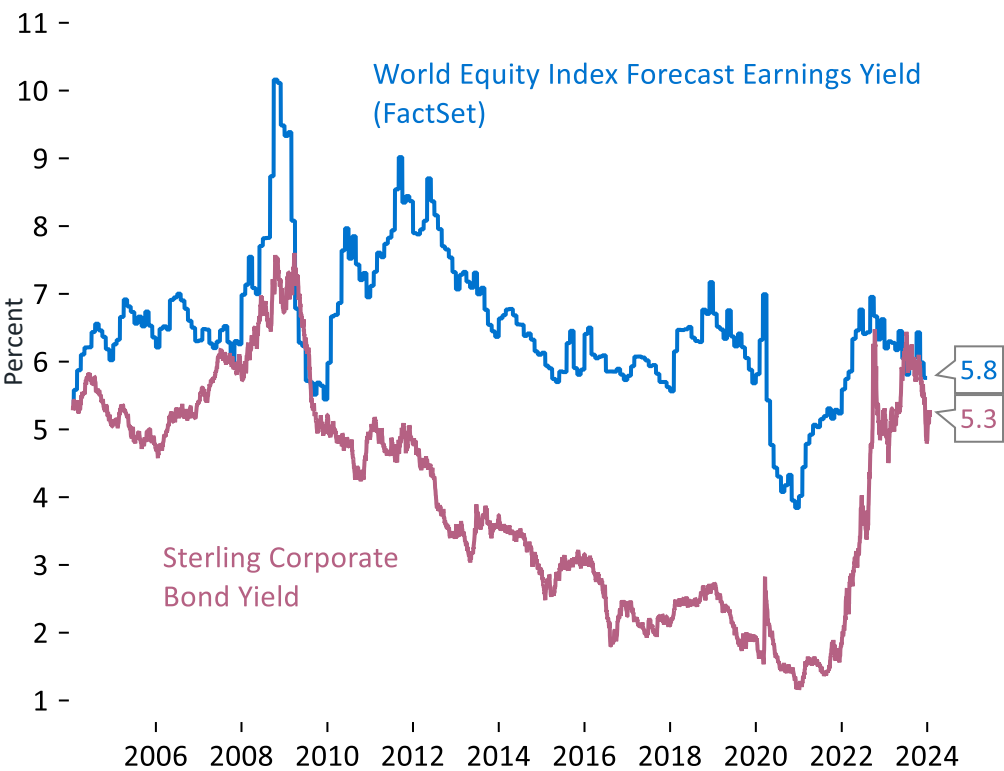
 No more equity 'TINA'\* – bonds are a real competitor

UK Corporate Bond Yields and Spread



Source: Macrobond, 25.01.24

Bond and Equity Yields



Source: Macrobond, 25.01.24

Past performance is not a reliable indicator of future results  
and may not be repeated.

\* TINA "There is no alternative"

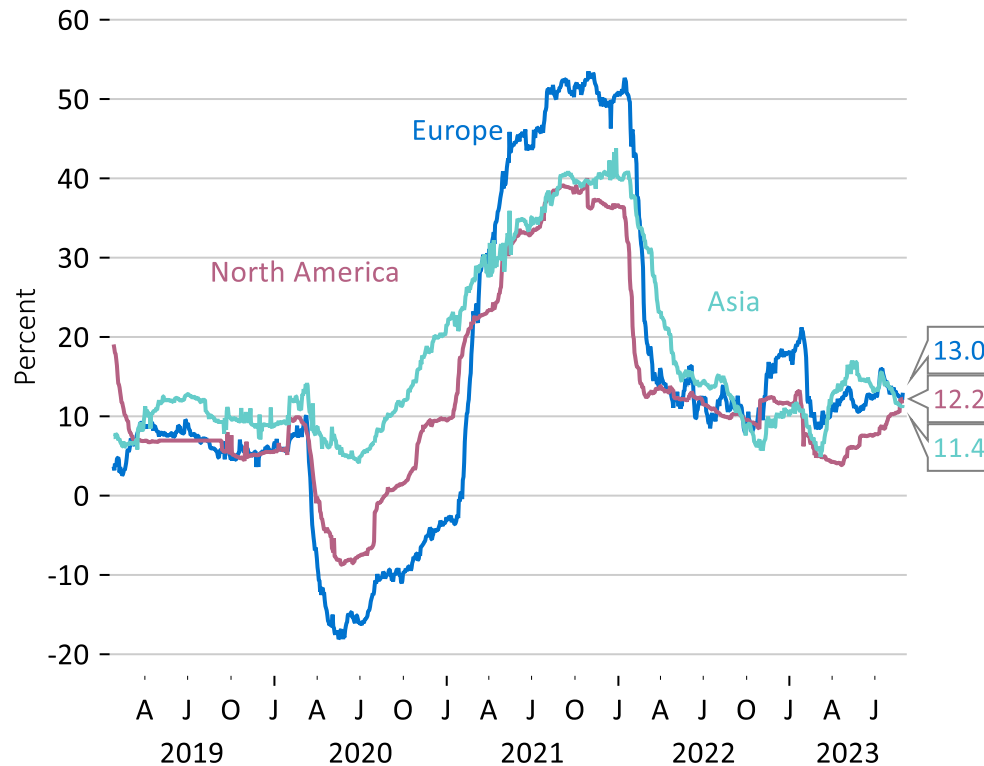
## 2. Equities: 2024 global earnings & dividends

Global earnings robust, dividend growth well above inflation & share buy-backs plentiful



Corporate earnings for 2024 still look robust

### Regional EPS Growth Rate (1 year forecast)

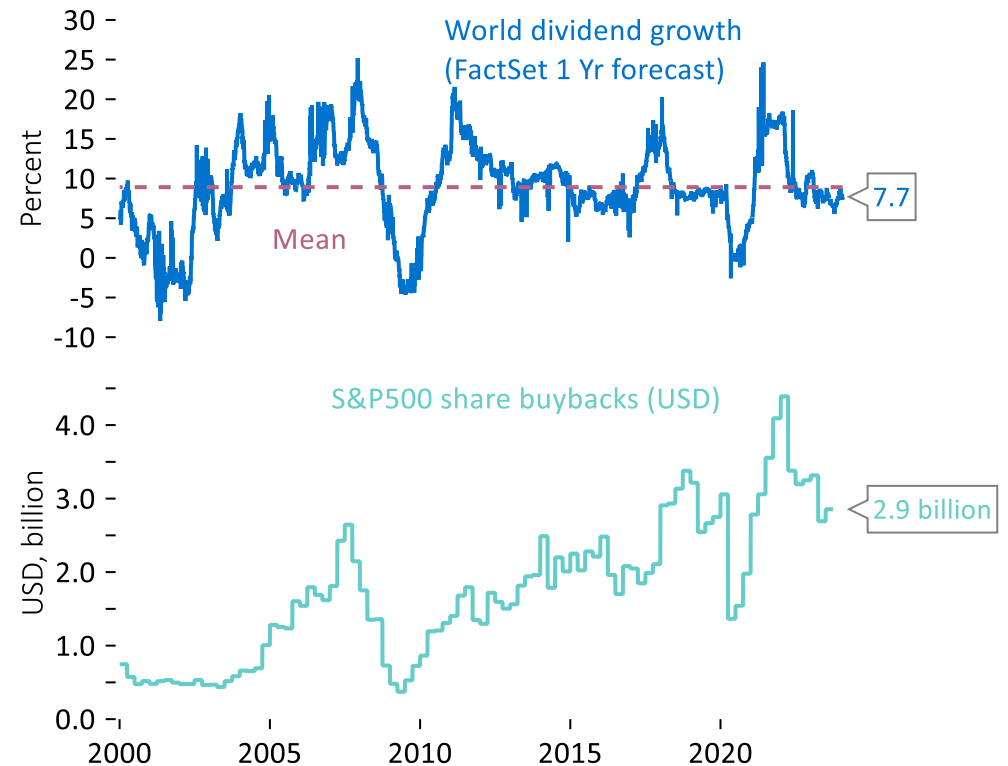


Source: Macrobond, 25.01.24



Global dividend growth now well ahead of inflation

### Global dividend growth & US stock buybacks



Source: Macrobond, 25.01.24

Past performance is not a reliable indicator of future results  
and may not be repeated.

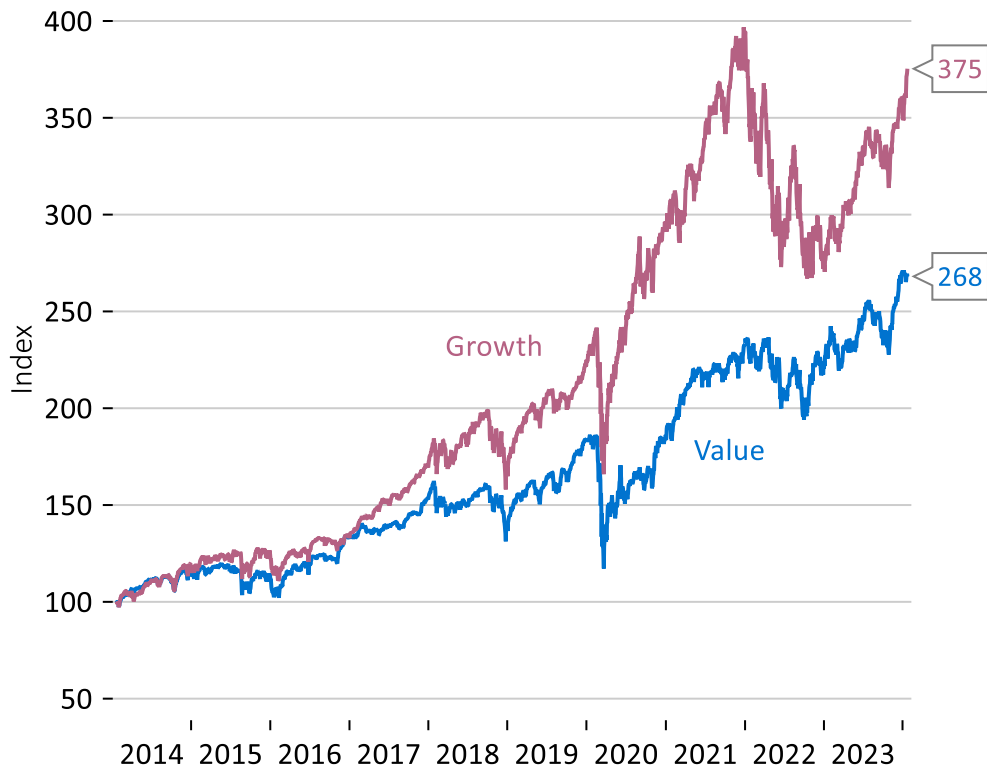
# While global equity valuations offer opportunities

Earnings growth should broaden later in 2024

 Growth leads over 10 years but value starts to catch up

 Higher earnings underpinning Growth stock prices

S&P500 Equity Indices



Source: Macrobond, 25.01.24



Past performance is not a reliable indicator of future results and may not be repeated.

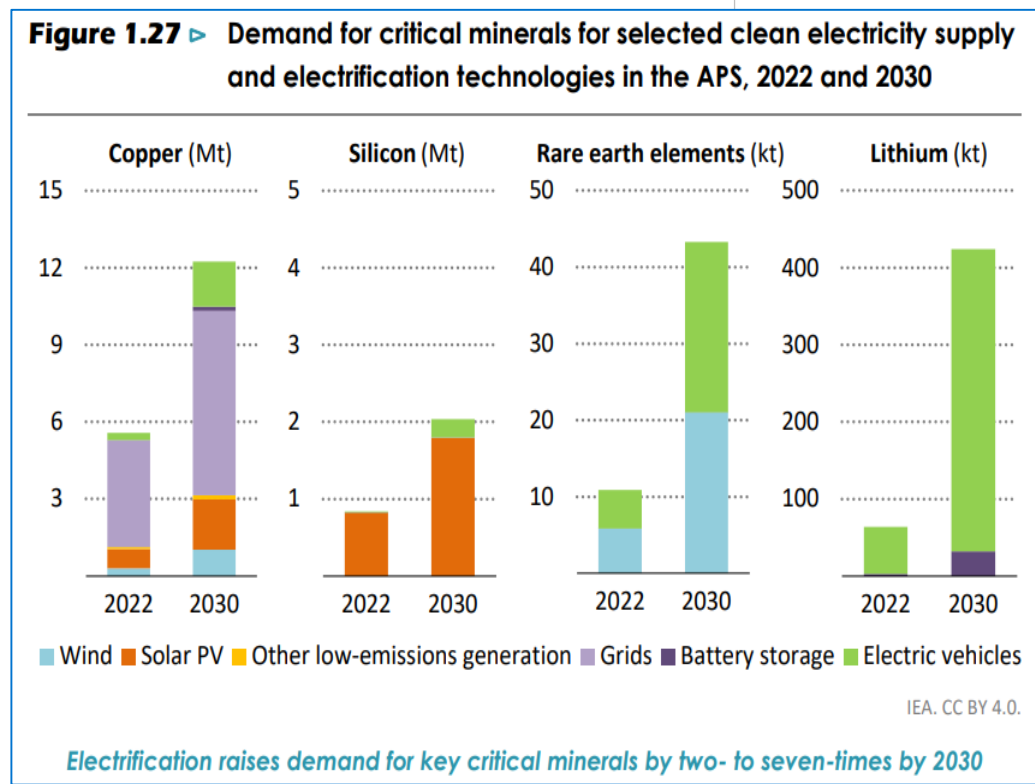
Source: Bloomberg January 2024



# 3. Climate change – can the private sector take up the baton?

Infrastructure & buildings, low carbon power, resource efficiency & high carbon transition

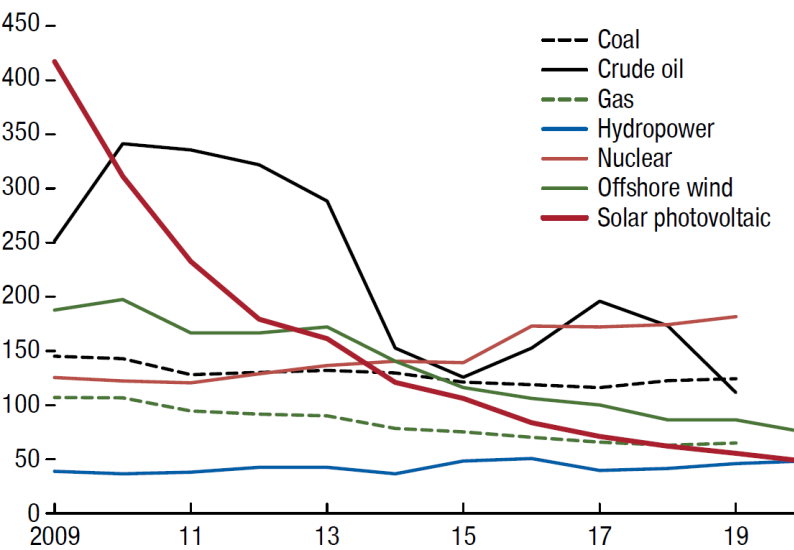
## Critical minerals required for clean electricity by 2030



Source: IEA Dec 2023

## Solar cheaper than all fossil fuels as technology advances

**Figure 1.11. Learning Curves for Power Generation, by Technologies**  
(US dollars per megawatt-hour)



Sources: IRENA 2022; Way and others 2022; and Ziegler and Trancik 2021a, 2021b.

Note: The figure shows the levelized cost of electricity: The average net present cost of electricity generation over the lifetime of the generator.

Known & commercially proven technologies can achieve about 90 percent of the emission reductions necessary to achieve climate goals by 2030 - IMF Nov 2023

# 4. UK: Growth outlook is improving amid falling inflation

Forward looking economic indicators more positive

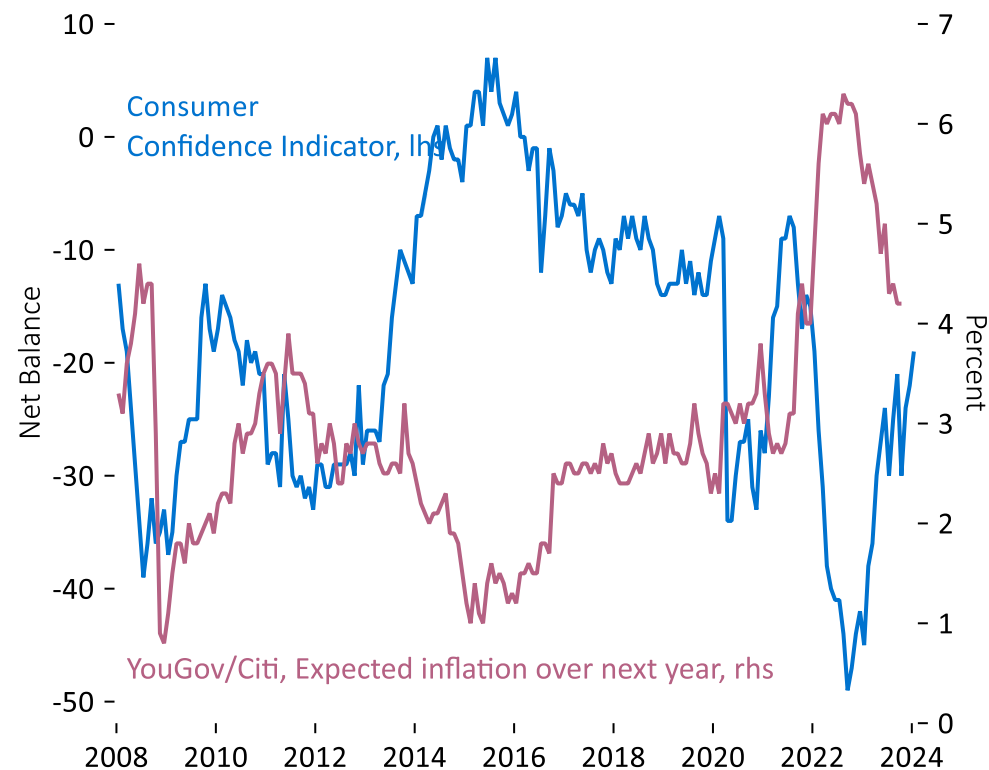


Consumer confidence climbs as inflation expectations fall



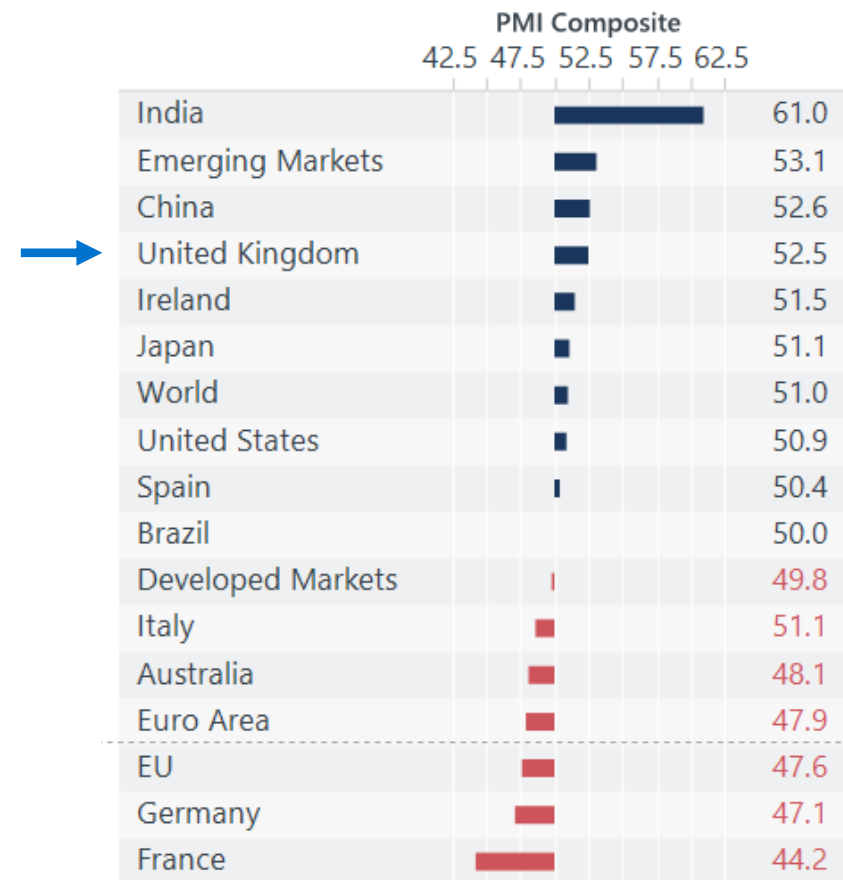
Company surveys suggest improving UK sentiment

## UK Consumer Confidence & Inflation Expectations



Source: Macrobond, 26.01.24

## S&P Global Purchasing Managers' index (PMI)



Source: Macrobond Jan 2024

Note: PMI >50 = indicates of expansion  
< 50 = indicates of contraction

# Economic risk for the UK limited compared to US or Europe



Very little difference in policies or spending targets between Conservative and Labour



## Labour's Plan for 'growth'

1. **Putting economic stability first** by introducing a new fiscal lock to bring economic security back.
2. **Getting Britain building again** by reforming planning laws to kickstart 1.5 million new homes.
3. **Backing British business** with a new industrial strategy created in partnership with business.
4. **Making Work Pay** by introducing a new deal for working people and delivering a genuine living wage, banning zero hours contracts and ending fire and rehire.



Source: Labour's five point plan for growth – January 2024



## Conservatives plan for a 'strong economy'

1. **Making Britain the best place to grow and start a business.**
2. **Backing entrepreneurs and innovation.** We want to be a nation of start-ups, and of successful scale-ups.
3. **Building a fairer taxation system.** We will always be whole-heartedly on the side of business, while making sure everyone pays their fair share of tax.
4. **Supporting working families.** Making sure that work always pays... We have raised the minimum wage significantly and introduced and consistently raised the National Living Wage.



Source: Conservative Website "A Strong Economy" Q4 2023

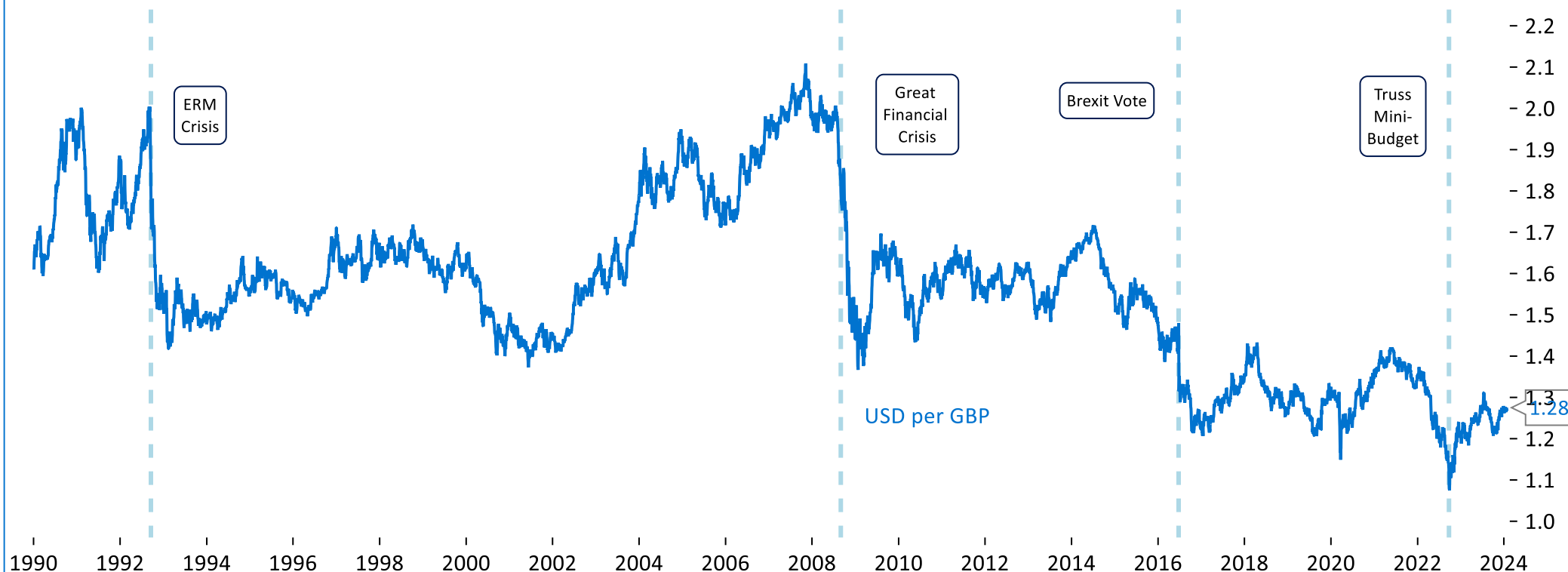
# Favour Sterling on falling political risk & economic stability

Focus: Sterling can rally 10% to reach (PPP) fair value – our estimate is US\$1.35



Political shocks have defined sterling weakness

US Dollar/Pound spot rate



Source: Macrobond, 25.01.24

Past performance is not a reliable indicator of future results and may not be repeated.



# Important information

**This document is intended for retail investors and/or private clients in the US only. You should not act or rely on this document but should contact your professional adviser.**

This document has been prepared by Sarasin & Partners LLP (“S&P”), a limited liability partnership registered in England and Wales with registered number OC329859, which is authorised and regulated by the UK Financial Conduct Authority with firm reference number 475111 and approved by Sarasin Asset Management Limited (“SAM”), a limited liability company registered in England and Wales with company registration number 01497670, which is authorised and regulated by the UK Financial Conduct Authority with firm reference number 163584 and registered as an Investment Adviser with the US Securities and Exchange Commission (“SEC”) under the Investment Advisers Act of 1940. The information in this document has not been approved or verified by the SEC or by any state securities authority. Registration with the SEC does not imply a certain level of skill or training.

In rendering investment advisory services, SAM may use the resources of its affiliate, S&P, an SEC Exempt Reporting Adviser. S&P is a London-based specialist investment manager. SAM has entered into a Memorandum of Understanding (“MOU”) with S&P to provide advisory resources to clients of SAM. To the extent that S&P provides advisory services in relation to any US clients of SAM pursuant to the MOU, S&P will be subject to the supervision of SAM. S&P and any of its respective employees who provide services to clients of SAM are considered under the MOU to be “associated persons” as defined in the Investment Advisers Act of 1940. S&P manages mutual funds in which SAM may invest its clients’ assets as appropriate.

This document has been prepared for marketing and information purposes only and is not a solicitation, or an offer to buy or sell any security. The information on which the material is based has been obtained in good faith, from sources that we believe to be reliable, but we have not independently verified such information and we make no representation or warranty, express or implied, as to its accuracy. All expressions of opinion are subject to change without notice.

This document should not be relied on for accounting, legal or tax advice, or investment recommendations. Reliance should not be placed on the views and information in this material when taking individual investment and/or strategic decisions.

In rendering investment advisory services, SAM may use the resources of its affiliate, S&P, an SEC Exempt Reporting Adviser. S&P is a London-based specialist investment manager. SAM has entered into a Memorandum of Understanding (“MOU”) with S&P to provide advisory resources to clients of SAM. To the extent that S&P provides advisory services in relation to any US clients of SAM pursuant to the MOU, S&P will be subject to the supervision of SAM. S&P and any of its respective employees who provide services to clients of SAM are considered under the MOU to be “associated persons” as defined in the Investment Advisers Act of 1940. S&P manages mutual funds in which SAM may invest its clients’ assets as appropriate.

This document is intended only for educational purposes and/or to provide general reference information about investment markets. It is for distribution to and use only by persons conducting investment business in the course of a trade or profession, trustees, and certain other investors selected by Sarasin Asset Management Limited, where such persons are in the US or in certain other jurisdictions where such distribution and use is permitted under local laws and regulations. Any other person who receives this publication should disregard it and make no use of it or any of its contents.

# Important information

Terms used in the document and descriptions of different types of investment or investment activities and services are those which are commonly applied in the United Kingdom and such terms and descriptions may have different meanings in overseas jurisdictions or may not be applicable if prohibited or restricted under local laws or regulations.

This document does not, and is not intended to, constitute investment or financial advice or any other recommendation. The document does not constitute investment research, a financial analysis or any other form of general recommendation relating to transactions in financial instruments. Many factors unknown to us may affect the applicability of any statement or comment made herein to your particular circumstances. All recipients of this document, and in particular any private individuals or retail investors who have been selected to receive it, should not act or rely on this document alone and are advised to consult a financial or other professional adviser before taking any investment decision. **Investment values and income from investments can go down as well as up, the past performance of any investment is not a reliable indicator of future results and an investor may get back less than they invested. Fluctuations in exchange rates can also affect the value of, and income from investments dominated in overseas currencies.**

This document does not, and is not intended to, constitute a solicitation to engage in any investment activity, or offer to buy or sell any products or services of any kind whatsoever including without limitation securities or any other financial instrument. This document does not create any contractual or fiduciary relationship between you and Sarasin & Partners LLP, Sarasin Asset Management Limited nor with any other member of J. Safra Sarasin Holding Ltd group. Receipt or use of it does not cause you to become a client of Sarasin & Partners LLP or any other member of the J. Safra Sarasin Holding Ltd group.

Neither Sarasin & Partners LLP, Sarasin Asset Management Limited nor any other member of the J. Safra Sarasin Holding Ltd group accepts any liability or responsibility whatsoever for any consequential loss of any kind arising out of the use of this document or any part of its contents. The use of this document should not be regarded as a substitute for the exercise by the recipient of their own judgement.

Sarasin Asset Management Limited and/or any person connected with it may act upon or make use of the material referred to herein and/or any of the information upon which it is based, prior to publication of this document. This document is not intended as a complete or definitive overview of anything described herein and no undertaking, representation or warranty, express or implied, is made as to the accuracy or completeness of anything stated herein. Reliance on any content is solely at the user's own risk. The information on which the material is based has been obtained from sources that we believe to be reliable, and acting in good faith, but we have not independently verified such information and no representation or warranty, express or implied, is made as to the accuracy of such information. All expressions of opinion are solely those of Sarasin made at the date of preparing the document and are subject to change without notice. Any views, statements or representations provided for in this document do not necessarily reflect the opinion or views of the firm.

Further information about Sarasin Asset Management Limited and its services may be found via the website ([www.sarasinassetmanagement.com](http://www.sarasinassetmanagement.com)) (where access to the website is permitted in your jurisdiction) or otherwise obtained from your usual Sarasin Asset Management Limited contact. Telephone calls to our offices may be recorded.

© 2024 Sarasin Asset Management Limited – all rights reserved. This document can only be distributed or reproduced with permission from Sarasin Asset Management Limited. Please contact [marketing@sarasin.co.uk](mailto:marketing@sarasin.co.uk).

# SARASIN

## **Sarasin Asset Management Limited**

Juxon House  
100 St. Paul's Churchyard  
London EC4M 8BU

T: +44 (0)20 7038 7000  
F: +44 (0)20 7038 6850

E: [marketing@sarasin.co.uk](mailto:marketing@sarasin.co.uk)

[www.sarasinassetmanagement.com](http://www.sarasinassetmanagement.com)

45 Rockefeller Plaza  
20th Floor  
New York NY 10111 USA

