

SARASIN

Six Minute Strategy

The Everything Rally

December 2023

This video is intended for retail investors and/or private clients in the US only. You should not act or rely on this video but should contact your professional adviser.



A strong rally across global asset classes

The 'Everything Rally' has seen almost every asset climb in Q4 2023

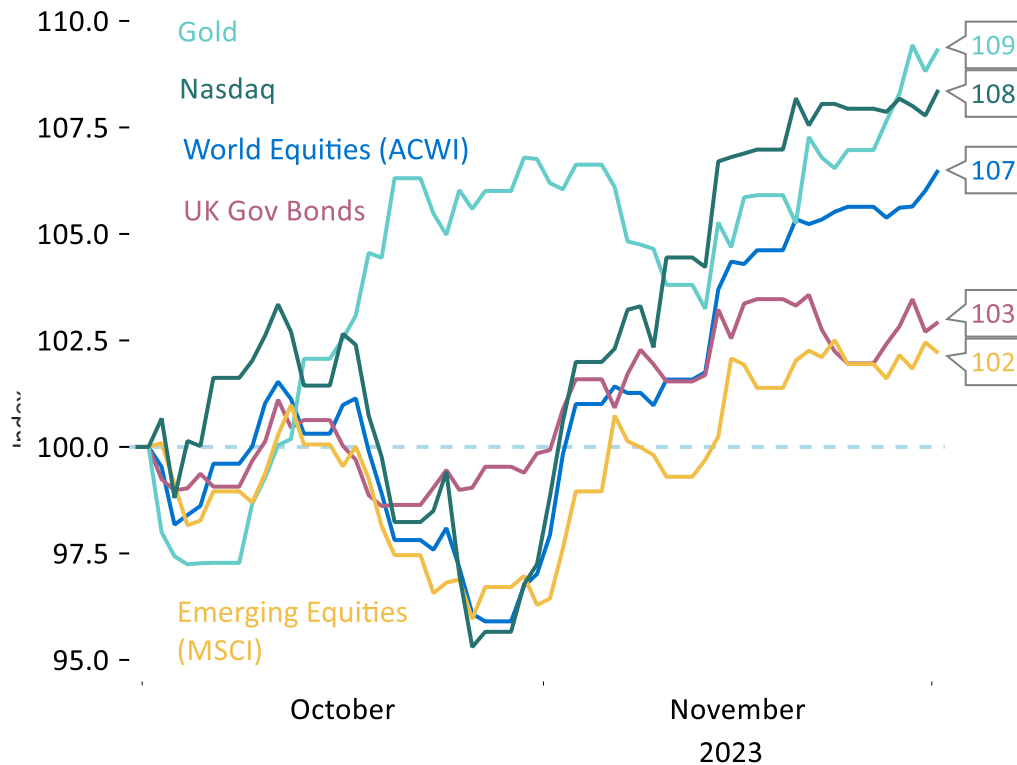


Better than expected inflation data triggers Q4 rally



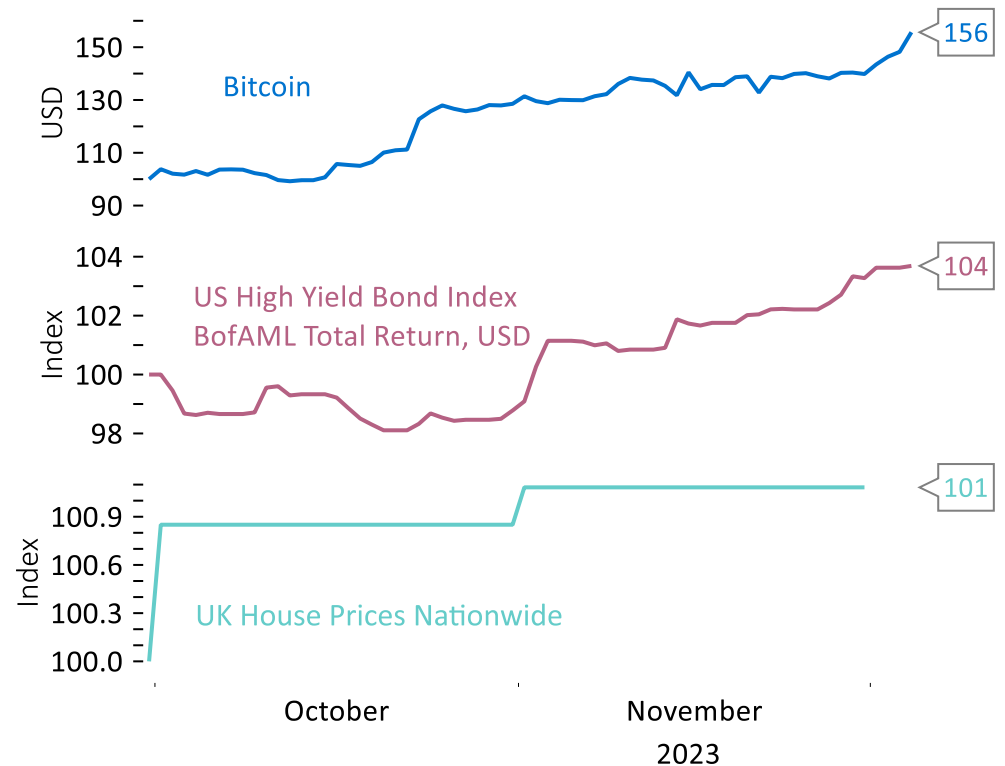
Bitcoin, Junk bonds & even UK house prices join the party

Asset Class Performance Q4 2023



Source: Macrobond, 06.12.23

Asset Class Performance Q4 2023



Source: Macrobond, 05.12.23

Past performance is not a reliable indicator of future results and may not be repeated.

2023 equity leadership slowly widening

Extraordinary leadership of AI winners looks to be widening – equity volatility makes new lows



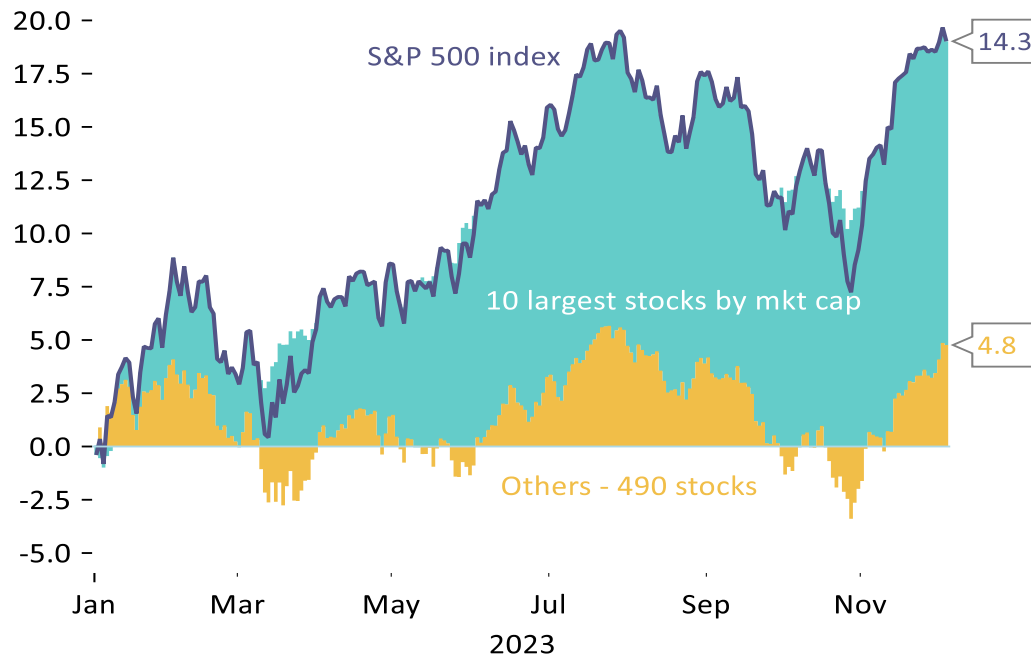
US equity market breadth is slowly improving



Equity & now bond market volatility falls

Largest stocks are driving the current S&P rally

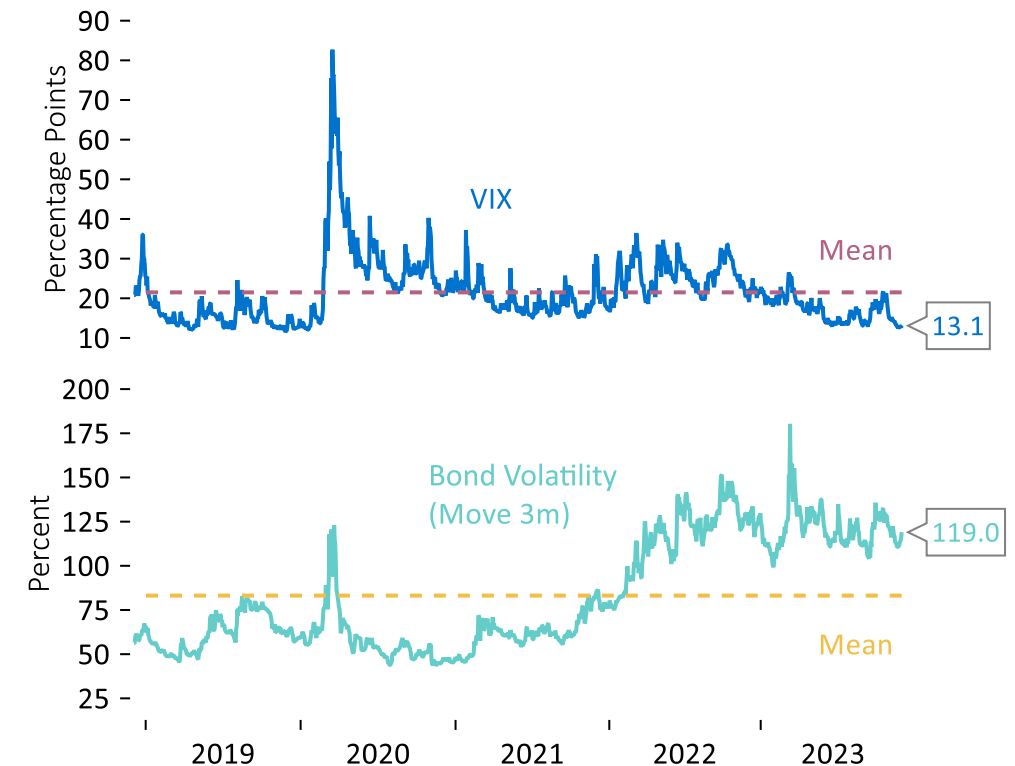
Source: S&P Global



Source: Macrobond, 05.12.23

10 Largest Stocks in the S&P500: Apple, Microsoft, Amazon, Nvidia, Alphabet-A, Tesla, Meta, Alphabet-C, Berkshire Hathaway, UnitedHealth

S&P500 (VIX) & Bond Market Volatility



Source: Macrobond, 05.12.23

Past performance is not a reliable indicator of future results and may not be repeated.

1. Current inflation rates easing globally

Goldilocks scenario of falling US inflation with little impact on growth (Q3 US GDP 5.2%)

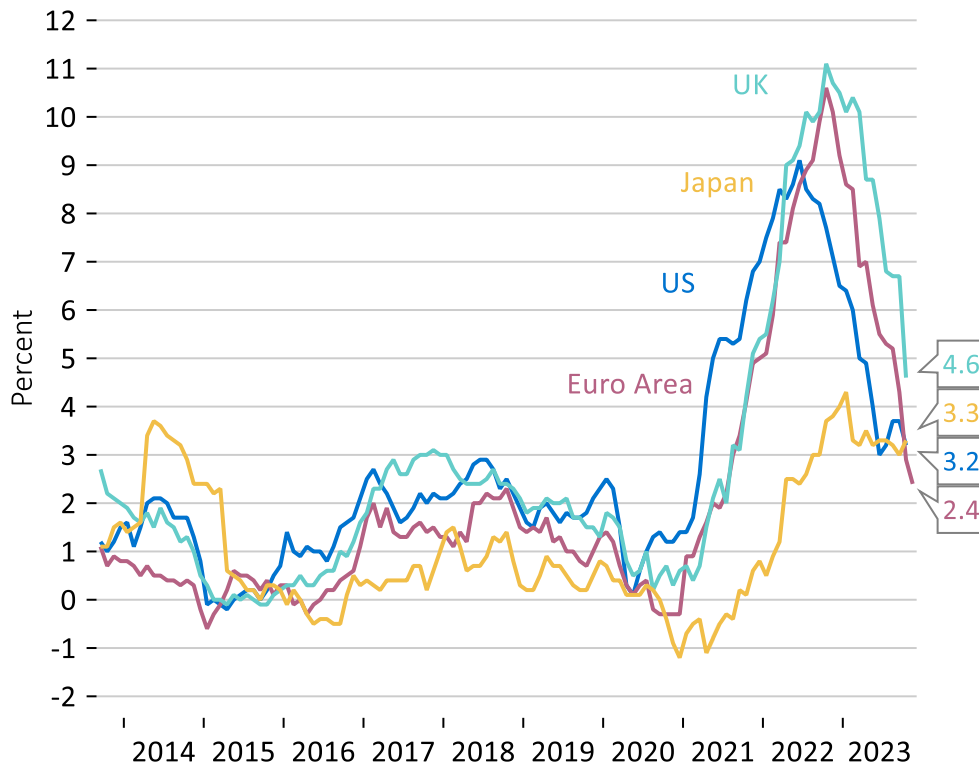


Major markets see sharp fall in headline CPI



Inflation momentum fading across world markets

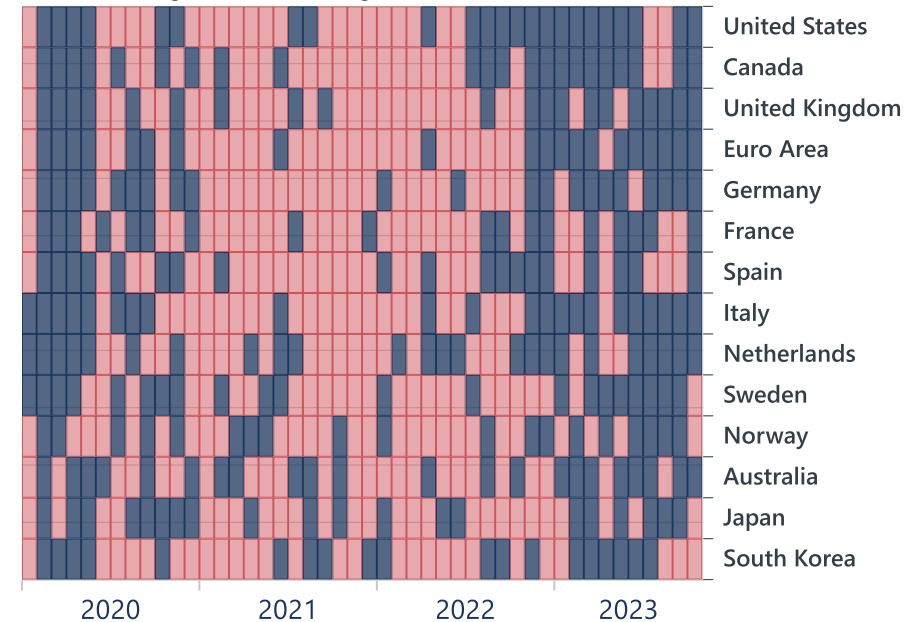
Headline Inflation (CPI)



Source: Macrobond, 05.12.23

Inflation tracker for developed markets

Inflation momentum, measured as the monthly change of the YoY % change
Red: accelerating. Blue: decelerating.



National Sources 05.12.23

MACROBOND

2. Lower inflationary pressures suggest rates have peaked

Market now expects rate cuts to begin in mid-2024

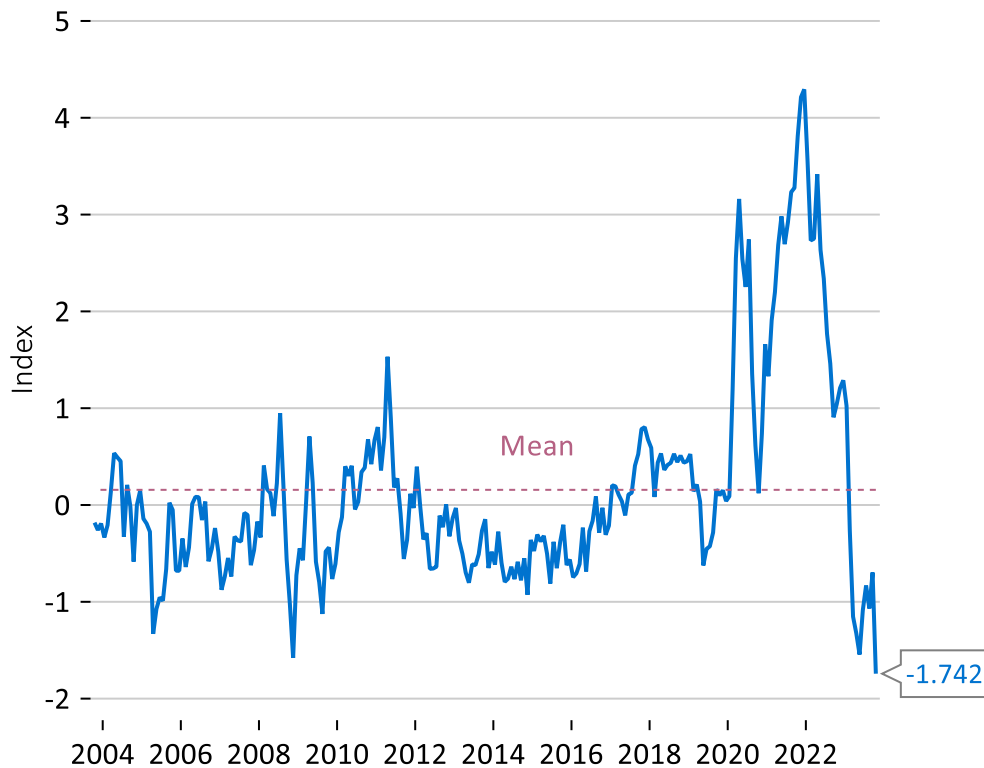


Pandemic-era supply pressures subside



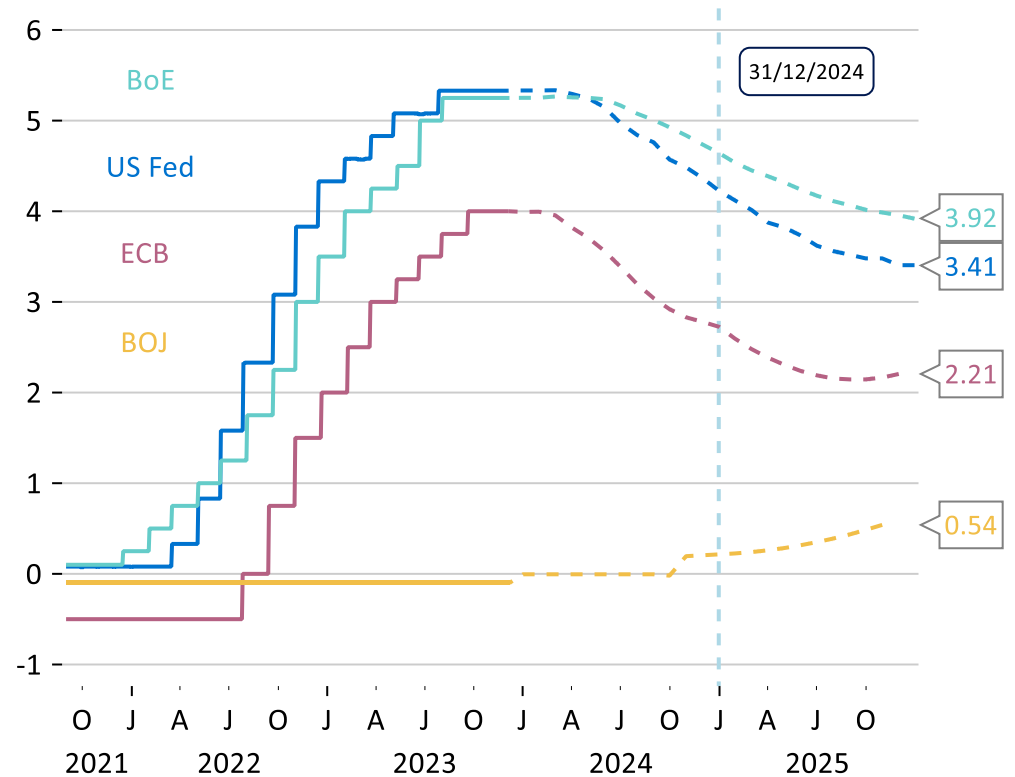
Four US quarter point rate cuts expected in H2 2024

Global Supply Chain Pressure Index *



Source: Macrobond, 05.12.23

Central banks' policy rates and market-implied rate trajectories



Source: Macrobond, 06.12.23

* The GSCPI integrates a number of commonly used metrics with the aim of providing a comprehensive summary of potential supply chain disruptions. Federal Reserve Bank of NY Dec 2023

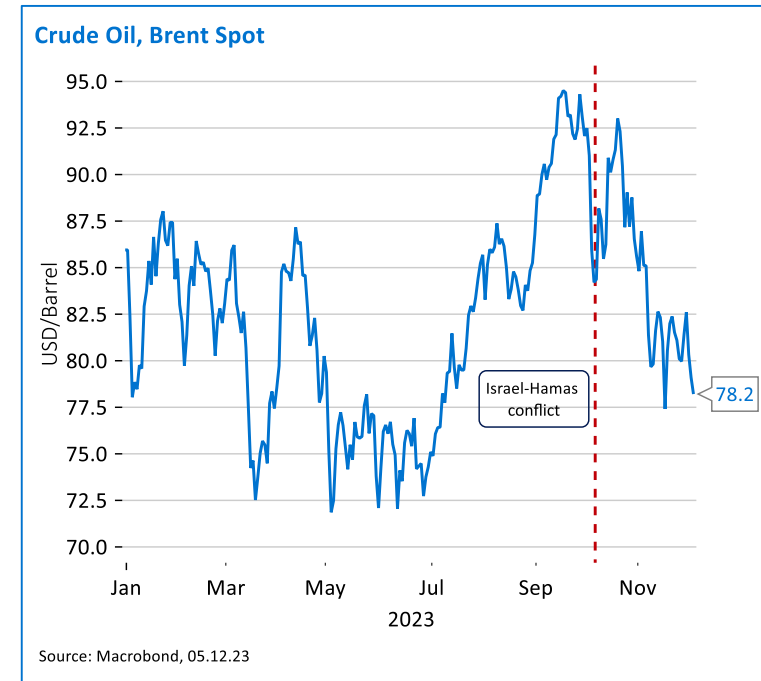
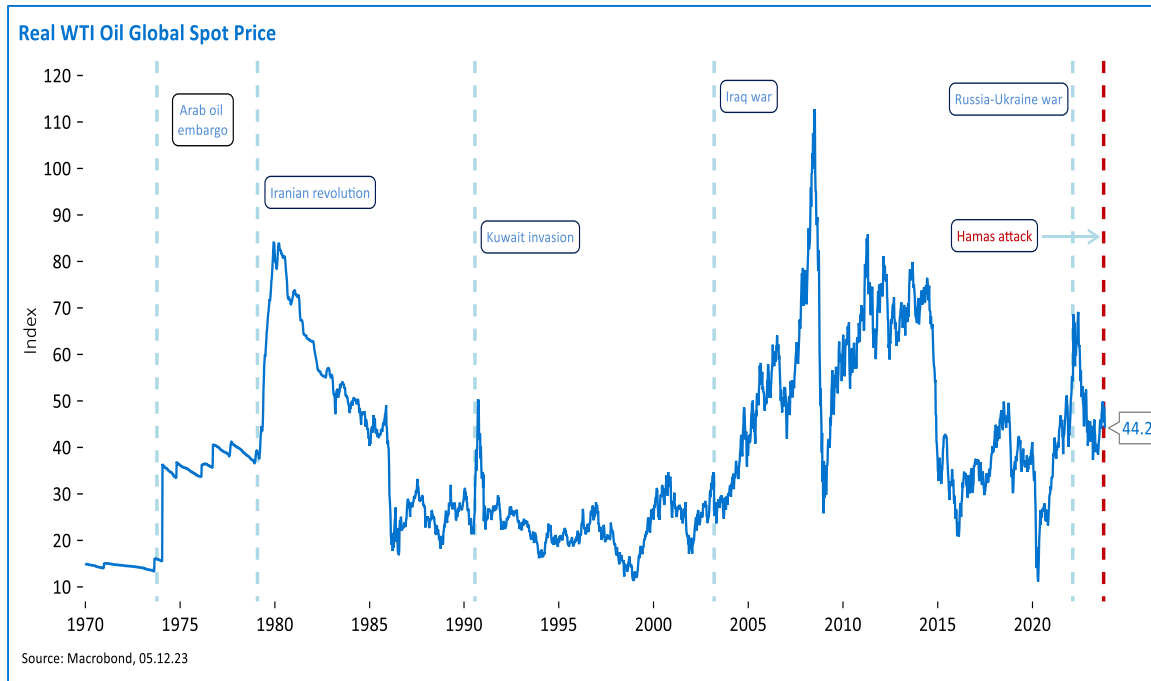
US rate cuts of 25bps forecast at June, September, November & December 2024 Fed Open Market Meetings

3. It will take a wider ME regional crisis to lift oil prices

Despite the scale of the War higher oil prices will only rise on the threat of an embargo



Typically, a wider regional crisis Middle Eastern Crisis is needed to trigger a prolonged rise in oil prices



Past performance is not a reliable indicator of future results and may not be repeated.

Source: Sarasin & Partners October 2023

Forecasts are not a reliable indicator of future performance and may differ to actual performance achieved.

Scenario	Impact on Oil Supply	Oil Price (USD)	Gas Price (% increase)
Base	Minimal	85-95	10%
Adverse	Similar to the Iraq War in 2003 with loss of 3mb/day	100-110	50%
Ugly	Similar to oil embargo in 1973 with loss of 6-7m day	130-150	300%

4. 2024 global earnings & dividends remain robust

Global earnings robust, dividend growth well above inflation & share buy-backs plentiful

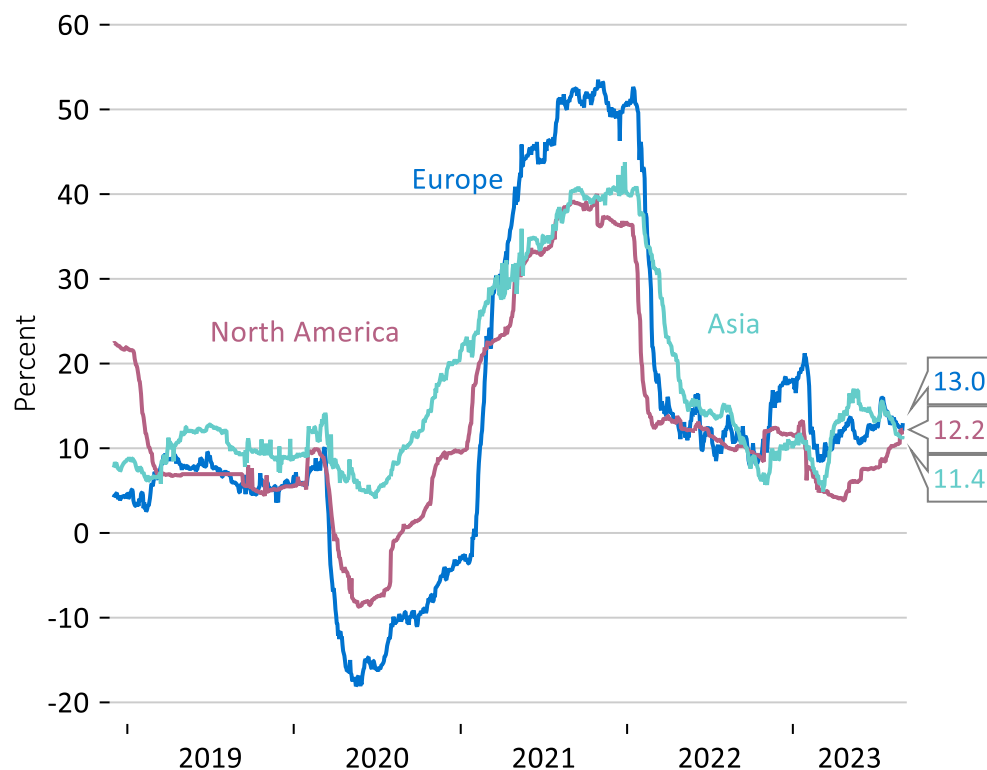


Corporate earnings for 2024 still look robust



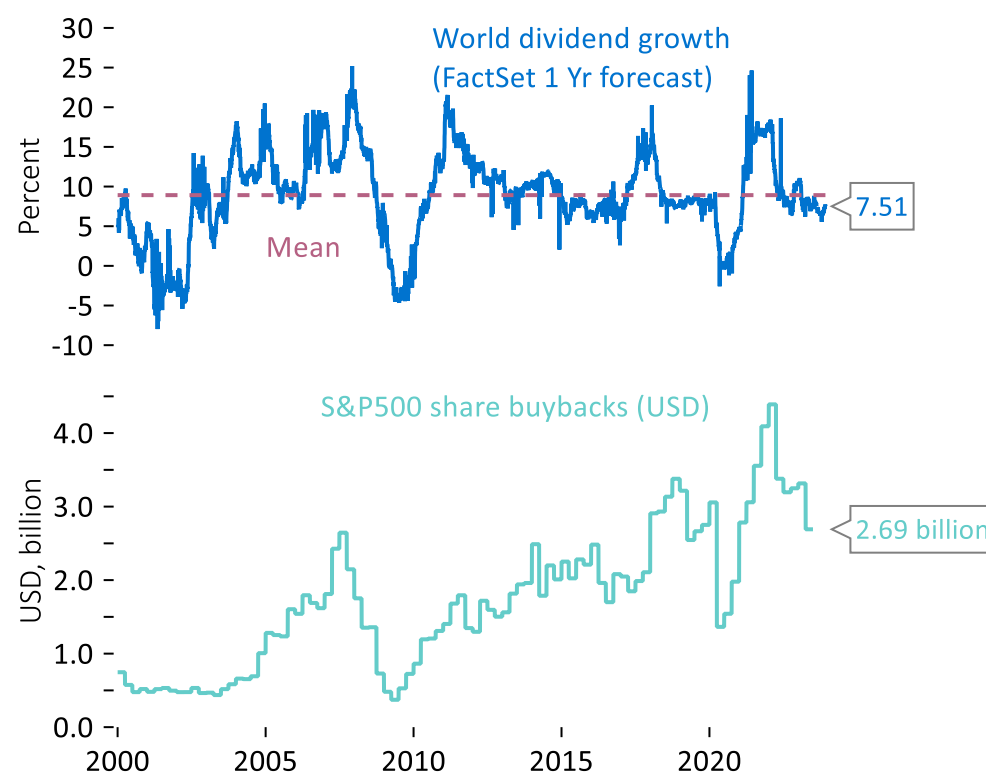
Global dividend growth now well ahead of inflation

Regional EPS Growth Rate (1 year forecast)



Source: Macrobond, 05.12.23

Global dividend growth & US stock buybacks



Source: Macrobond, 05.12.23

Policy summary – from TINA to MADI

2024: From TINA (There is No Alternative) to MADI (Multi-Asset Diversified Investment)



Global strategy update – December 2023

Bonds	<p>Neutral</p> <ul style="list-style-type: none"> • Underweight Govt: Corporate issues offer better value • Overweight Inv. Grade Credit: Yields attractive – corporate balance sheets healthy
Equities	<p>Neutral with insurance</p> <ul style="list-style-type: none"> • Global: Earnings slowing but still attractive, supply chain pressures easing but tech valuations worrying • Emerging markets: Valuations attractive but higher oil prices and a stronger dollar are challenges • Equity insurance: Key risks is a de-rating of US and global technology stocks
Alternatives	<p>Neutral</p> <ul style="list-style-type: none"> • Neutral Correlated: Higher interest rates mostly priced in – discounts attractive • Underweight Uncorrelated: Hedge funds and absolute return unlikely to outperform cash/bonds • Overweight positions in Gold as hedge against a failure in the financial system. Carbon & Climate Transition Metals attractive
Cash (tactical)	<p>Overweight</p> <ul style="list-style-type: none"> • Overweight: Sterling can rally toward PPP on lower political risk (PM Sunak & Starmer’s policies both market friendly)
Risks	<ol style="list-style-type: none"> 1. Liquidity risks elevated as central bank balance sheets shrink & real rates turn positive 2. Long-term risk from failing to secure climate targets 3. Political risk from military conflict has climbed as Pax Americana ends including: Ukraine, Israel-Hamas, Taiwan, N.Korea, Balkans, Africa (coups), Armenia-Azerbaijan

Source: Sarasin & Partners, December 2023

Important information

This video is intended for retail investors and/or private clients in the US only. You should not act or rely on this video but should contact your professional adviser.

This video has been prepared by Sarasin & Partners LLP (“S&P”), a limited liability partnership registered in England and Wales with registered number OC329859, which is authorised and regulated by the UK Financial Conduct Authority with firm reference number 475111 and approved by Sarasin Asset Management Limited (“SAM”), a limited liability company registered in England and Wales with company registration number 01497670, which is authorised and regulated by the UK Financial Conduct Authority with firm reference number 163584 and registered as an Investment Adviser with the US Securities and Exchange Commission (“SEC”) under the Investment Advisers Act of 1940. The information in this video has not been approved or verified by the SEC or by any state securities authority. Registration with the SEC does not imply a certain level of skill or training.

In rendering investment advisory services, SAM may use the resources of its affiliate, S&P, an SEC Exempt Reporting Adviser. S&P is a London-based specialist investment manager. SAM has entered into a Memorandum of Understanding (“MOU”) with S&P to provide advisory resources to clients of SAM. To the extent that S&P provides advisory services in relation to any US clients of SAM pursuant to the MOU, S&P will be subject to the supervision of SAM. S&P and any of its respective employees who provide services to clients of SAM are considered under the MOU to be “associated persons” as defined in the Investment Advisers Act of 1940. S&P manages mutual funds in which SAM may invest its clients’ assets as appropriate.

This video has been prepared for marketing and information purposes only and is not a solicitation, or an offer to buy or sell any security. The information on which the material is based has been obtained in good faith, from sources that we believe to be reliable, but we have not independently verified such information and we make no representation or warranty, express or implied, as to its accuracy. All expressions of opinion are subject to change without notice.

This video should not be relied on for accounting, legal or tax advice, or investment recommendations. Reliance should not be placed on the views and information in this material when taking individual investment and/or strategic decisions.

In rendering investment advisory services, SAM may use the resources of its affiliate, S&P, an SEC Exempt Reporting Adviser. S&P is a London-based specialist investment manager. SAM has entered into a Memorandum of Understanding (“MOU”) with S&P to provide advisory resources to clients of SAM. To the extent that S&P provides advisory services in relation to any US clients of SAM pursuant to the MOU, S&P will be subject to the supervision of SAM. S&P and any of its respective employees who provide services to clients of SAM are considered under the MOU to be “associated persons” as defined in the Investment Advisers Act of 1940. S&P manages mutual funds in which SAM may invest its clients’ assets as appropriate.

This video is intended only for educational purposes and/or to provide general reference information about investment markets. It is for distribution to and use only by persons conducting investment business in the course of a trade or profession, trustees, and certain other investors selected by Sarasin Asset Management Limited, where such persons are in the US or in certain other jurisdictions where such distribution and use is permitted under local laws and regulations. Any other person who receives this publication should disregard it and make no use of it or any of its contents.

Important information

Terms used in the video and descriptions of different types of investment or investment activities and services are those which are commonly applied in the United Kingdom and such terms and descriptions may have different meanings in overseas jurisdictions or may not be applicable if prohibited or restricted under local laws or regulations.

This video does not, and is not intended to, constitute investment or financial advice or any other recommendation. The video does not constitute investment research, a financial analysis or any other form of general recommendation relating to transactions in financial instruments. Many factors unknown to us may affect the applicability of any statement or comment made herein to your particular circumstances. All recipients of this video, and in particular any private individuals or retail investors who have been selected to receive it, should not act or rely on this video alone and are advised to consult a financial or other professional adviser before taking any investment decision. **Investment values and income from investments can go down as well as up, the past performance of any investment is not a reliable indicator of future results and an investor may get back less than they invested. Fluctuations in exchange rates can also affect the value of, and income from investments dominated in overseas currencies.**

This video does not, and is not intended to, constitute a solicitation to engage in any investment activity, or offer to buy or sell any products or services of any kind whatsoever including without limitation securities or any other financial instrument. This video does not create any contractual or fiduciary relationship between you and Sarasin & Partners LLP, Sarasin Asset Management Limited nor with any other member of J. Safra Sarasin Holding Ltd group. Receipt or use of it does not cause you to become a client of Sarasin & Partners LLP or any other member of the J. Safra Sarasin Holding Ltd group.

Neither Sarasin & Partners LLP, Sarasin Asset Management Limited nor any other member of the J. Safra Sarasin Holding Ltd group accepts any liability or responsibility whatsoever for any consequential loss of any kind arising out of the use of this video or any part of its contents. The use of this video should not be regarded as a substitute for the exercise by the recipient of their own judgement.

Sarasin Asset Management Limited and/or any person connected with it may act upon or make use of the material referred to herein and/or any of the information upon which it is based, prior to publication of this video. This video is not intended as a complete or definitive overview of anything described herein and no undertaking, representation or warranty, express or implied, is made as to the accuracy or completeness of anything stated herein. Reliance on any content is solely at the user's own risk. The information on which the material is based has been obtained from sources that we believe to be reliable, and acting in good faith, but we have not independently verified such information and no representation or warranty, express or implied, is made as to the accuracy of such information. All expressions of opinion are solely those of Sarasin made at the date of preparing the video and are subject to change without notice. Any views, statements or representations provided for in this video do not necessarily reflect the opinion or views of the firm.

Further information about Sarasin Asset Management Limited and its services may be found via the website (www.sarasinassetmanagement.com) (where access to the website is permitted in your jurisdiction) or otherwise obtained from your usual Sarasin Asset Management Limited contact. Telephone calls to our offices may be recorded.

© 2023 Sarasin Asset Management Limited – all rights reserved. This video can only be distributed or reproduced with permission from Sarasin Asset Management Limited. Please contact marketing@sarasin.co.uk.

SARASIN

Sarasin Asset Management Limited

Juxon House
100 St. Paul's Churchyard
London EC4M 8BU

T: +44 (0)20 7038 7000
F: +44 (0)20 7038 6850

E: marketing@sarasin.co.uk

www.sarasinassetmanagement.com

45 Rockefeller Plaza
20th Floor
New York NY 10111 USA

