

Factsheet | 31 October 2021

FUND AIM

The Fund seeks to target an annual return (through increases in investment value and income) of 3% per year more than the UK Consumer Price Index (CPI) over a rolling five-year period after deducting fees and costs.

FUND INFORMATION

Price	£18.15
Fund Size	£83.80m
ISIN	IE00B89QH580
SEDOL	B89QH58
CitiCode	GTST
Fund Structure	Unit Trust
Management Company	Sarasin Funds Mgt(Ireland)Ltd
Domicile	Ireland
Base/Share Class Currency	British Pound
Benchmark	UK CPI +3%
Sector	IA Mixed Investment 20-60% Shares
Fund Manager(s)	Megan Brennan, Guy Monson
Launch Date	15/10/2007
Share Class Launch date	15/10/2012
For Sale In	United Kingdom, Guernsey, Ireland, Jersey
Initial Charge	0.00%
OCF	1.03%
XD Dates	01/01, 01/07
Distribution Dates	27/01, 27/07

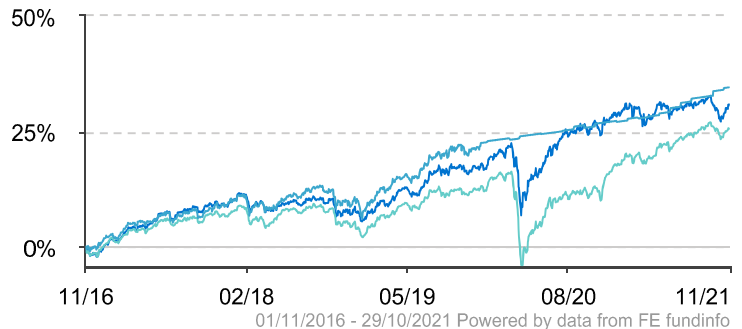
FUND STATISTICS

Alpha	2.78
-------	------

YIELD INFORMATION

Fund Dividend Yield	1.60%
---------------------	-------

FUND PERFORMANCE



● Fund ● Sector ● Benchmark

CUMULATIVE

	1m	3m	YTD	1yr	3yr	5yr	Since Launch
Fund	1.69%	0.01%	1.26%	5.45%	21.96%	30.29%	81.50%
Benchmark	0.50%	1.74%	5.77%	6.11%	22.41%	33.94%	151.02%
Sector	0.55%	0.74%	5.88%	14.13%	19.55%	25.37%	75.86%

ANNUALISED GROWTH RATE

	3yr (ann)	5yr (ann)	Since Launch (ann)
Fund	6.84%	5.43%	4.34%
Benchmark	6.97%	6.02%	6.77%
Sector	6.13%	4.63%	4.10%

DISCRETE RETURNS - 12 MONTHS ENDING 30 September 2021

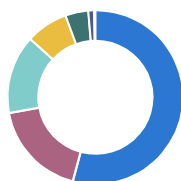
	0-12m	12-24m	24-36m	36-48m	48-60m
Fund	2.69%	6.59%	6.59%	2.35%	7.39%
Benchmark	6.32%	3.13%	8.75%	5.13%	5.06%
Sector	12.21%	-1.19%	4.01%	2.60%	6.15%

Performance is provided net of fees. **Past performance is not a guide to future returns and may not be repeated.** Performance is calculated in GBP on the basis of net asset values (NAV) and dividends reinvested.

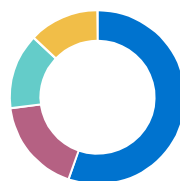
Performance is provided net of fees. Past performance is not a reliable guide to future performance. Performance is calculated in GBP on the basis of net asset values (NAV) and gross dividends reinvested. P share launched 15.10.12. Performance prior to this date is from AP shares launched 15.10.07. Source: Sarasin & Partners LLP and Financial Express. Annualised Growth Rate (AGR) is the increase or decrease in value of an investment, expressed as a percentage per year. The source for the annualised volatility measurement is Financial Express and this measurement is expressed using the standard deviation of the Fund's UK Stg monthly returns over the most recent 36 month period. On 31st January 2014, the name of this fund changed from Sarasin IE GlobalSar - Cautious (GBP) to Sarasin IE GlobalSar - Strategic (GBP). On 26th November 2019, the name of this fund changed from Sarasin IE GlobalSar - Strategic (GBP) to Sarasin IE Multi Asset Target Return. The benchmark of this fund has changed over time. Please visit www.sarasinandpartners.com/docs/global/benchmarkhistory for a full history. The index data referenced is the property of third party providers and has been licensed for use by us. Our third party providers accept no liability in connection with its use. See our website for a full copy of our Index Disclaimers www.sarasinandpartners.com/docs/default-source/regulatory-and-policies/index-disclaimers.pdf * Accumulation Dividends are reinvested back into the fund. Income units are paid out to investors.

GEOGRAPHIC EQUITY ALLOCATION (%) ASSET ALLOCATION(%)

- North America **54.1%**
- Europe Ex-UK **17.9%**
- United Kingdom **14.6%**
- Emerging Markets **7.8%**
- Pacific Basin Ex-Japan **4.2%**
- Japan **1.1%**
- Multi-Regional **0.2%**



- Equities **55.4%**
- Alternative Investments **17.6%**
- Fixed Income **14.0%**
- Liquid Assets **13.0%**



Top 10 Holdings

INVESCO PHYSICAL GOLD ETC	4.1%
SARASIN RESPONSIBLE CORPORATE BOND - ZINC	4.1%
UK TSY GILT 2.7500% 07/09/24 GBP	3.9%
ALPHABET INC-CL C	2.1%
MICROSOFT CORP	2.1%
UK TSY GILT 4.0000% 07/03/22 GBP	2.1%
UK TSY GILT 4.7500% 07/12/38 GBP	2.1%
AMAZON.COM INC	2.0%
LLOYDS BANKING GROUP PLC	1.9%
SEQUOIA ECONOMIC INFRASTRUCT	1.8%

Risk Profile

Lower risk Potentially lower reward **Higher risk** Potentially higher reward



The Risk and Reward Indicator table demonstrates where the Fund ranks in terms of its potential risk and return, calculated using the volatility of monthly returns over five years. As it is based upon how the Fund has performed in the past, you should note that the Fund may well perform differently in the future. The risk category shown is not guaranteed and may shift over time. The higher the rank the greater the potential reward but the greater the risk of losing money. The Fund is ranked at 4 reflecting observed historical returns. The fund is in this category because it has shown moderate levels of volatility historically.

CONTACT US

Marketing Enquiries

T: +44 (0) 207 038 7000
 E: marketing@sarasin.co.uk
 W: www.sarasinandpartners.com

For further details please see the full Prospectus, Additional Information Document and KIID as well as the Semi Annual and Annual Reports which are available from the above website.

This promotion has been approved by Sarasin & Partners LLP of Juxon House, 100 St Paul's Churchyard, London, EC4M 8BU, a limited liability partnership registered in England & Wales with registered number 0C329859 which is authorised and regulated by the Financial Conduct Authority with firm reference number 475111.

The investments of the fund are subject to normal market fluctuations. The value of the investments of the fund and the income from them can fall as well as rise and investors may not get back the amount originally invested. If investing in foreign currencies, the return in the investor's reference currency may increase or decrease as a result of currency fluctuations. Past performance is not a guide to future returns and may not be repeated.

There is no minimum investment period, though we would recommend that you view your investment as a medium to long term one (i.e. 5 to 10 years). Frequent political and social unrest in Emerging Markets, and the high inflation and interest rates this tends to encourage, may lead to sharp swings in foreign currency markets and stock markets. There is also an inherent risk in the smaller size of many Emerging Markets, especially since this means restricted liquidity. Further risks to bear in mind are restrictions on foreigners making currency transactions or investments. For efficient portfolio management the Fund may invest in derivatives. The value of these investments may fluctuate significantly, but the overall intention of the use of derivative techniques is to reduce volatility of returns. All details in this document are provided for marketing and information purposes only and should not be misinterpreted as investment advice or taxation advice. This document is not an offer or recommendation to buy or sell shares in the fund. You should not act or rely on this document but should seek independent advice and verification in relation to its contents. Neither Sarasin & Partners LLP nor any other member of Bank J. Safra Sarasin Ltd. accepts any liability or responsibility whatsoever for any consequential loss of any kind arising out of the use of this document or any part of its contents. The views expressed in this document are those of Sarasin & Partners LLP and these are subject to change without notice.

This document does not explain all the risks involved in investing in the fund and therefore you should ensure that you read the prospectus and the Key Investor Information document which contain further information including the applicable risk warnings. The prospectus, the Key Investor Information document as well as the annual and semi-annual reports are available free of charge from www.sarasinandpartners.com or from Sarasin & Partners LLP, Juxon House, 100 St Paul's Churchyard, London, EC4M 8BU, Telephone +353 1 434 5111, Telefax +353 1 434 5264. Telephone calls may be recorded.

Where the data in this document comes partially from third party sources the accuracy, completeness or correctness of the information contained in this publication is not guaranteed, and third party data is provided without any warranties of any kind. Sarasin & Partners LLP shall have no liability in connection with third party data.

Persons domiciled in the USA or US nationals are not permitted to hold shares in the fund and shares may not be publicly sold, offered or issued to anyone residing in the USA or to US nationals. This publication is intended for investors in the United Kingdom and Republic of Ireland.

© 2021 Sarasin & Partners LLP - all rights reserved. This document can only be distributed or reproduced with permission from Sarasin & Partners LLP. Please contact marketing@sarasin.co.uk.

