

# SARASIN GROWTH MODEL

Factsheet | As at 31 August 2025

# SARASIN & PARTNERS

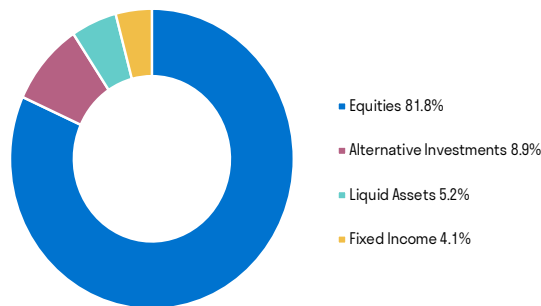
## PORTFOLIO OBJECTIVE

Strong focus on participation in equity market growth with an element of capital protection.

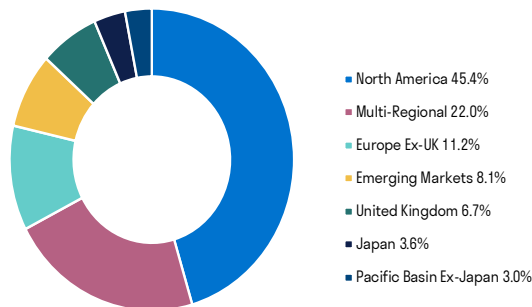
## PORTFOLIO INFORMATION

Portfolio Benchmark	UK CPI+4% <sup>1</sup>
DFM Fee	0.15%
Estimated Annual Yield	<1.22%
Weighted Cost of Underlying Positions	0.46%
OCF (Inclusive of DFM Fee)	0.71%
Transaction Costs	0.07%
Incidental Costs	0.00%

## ASSET ALLOCATION



## GEOGRAPHIC BREAKDOWN



## RATINGS

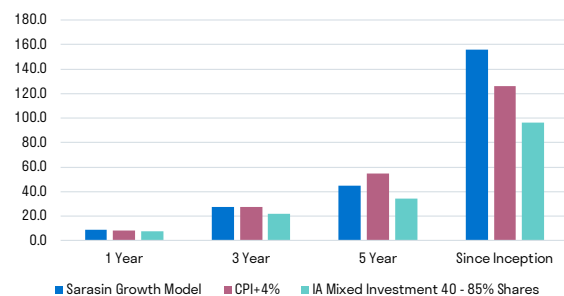


## TOP 10 HOLDINGS

Company	Asset Type	%
Sarasin Growth Managed Fund - M Inc	Multi Asset	50.0
Fidelity Index Us-Pi	US Equities	12.9
Fidelity Index World-Pi	Global Equities	7.5
Fidelity-Msci Wld Idx-Pagbph	Global Equities	5.4
Fidelity Index Em Mkt-Pi	Global Equities	3.4
Legal & General Euro Ind-Ci	European Equities Ex UK	3.3
Brown Adv Us Mc Grow-Gbpba	US Equities	2.4
Vanguard Ftse Uk A I-Gbp Inc	UK Equities	2.4
Trojan Fund-X Inc	Absolute Return	2.0
Legal & General Japan Id-Ci	Japanese Equities	1.6

## CUMULATIVE PERFORMANCE GBP (%)

	1m	3m	YTD	1y	3y	5y	Since Launch
Portfolio	0.1	6.3	4.5	9.1	27.6	44.8	155.8
UK CPI + 4%	0.4	1.6	5.6	8.0	27.6	54.9	126.3
IA Mixed Investment 40-85% shares	0.3	5.0	6.0	7.9	21.8	34.0	96.3



## YEARLY DISCRETE RETURNS (%) AS AT 30.06.2025

	0-12m	12-24m	24-36m	36-48m	48-60m
Portfolio	4.4	14.6	6.6	-7.4	21.7
UK CPI + 4%	7.5	6.1	13.0	13.4	6.2
IA Mixed Investment 40-85% shares	5.6	11.8	3.3	-7.2	17.3

Inception of model: 11.09.13. Past performance is not a guide to future performance. Performance is net of DFM fee & net of the cost of the underlying positions. The effect of commissions, fees and charges will impact the portfolio's performance. IA sector performance is shown net of fees.

<sup>1</sup>Prior to 31.12.2018 the portfolio benchmark was a composite benchmark.

## MANAGER COMMENTS FOR MPS RANGE

The holding in the Brown Advisory US Mid-Cap Growth Fund contributed positively to the portfolios' performance. Shares in small and medium-sized US companies performed well on the back of a solid earnings season and more reasonable valuations. The holding in the Barings Europe Select Fund was also supportive as European equities benefited from improving economic sentiment and expectations of monetary easing.

In contrast, the holding in the Legal & General Global Infrastructure Fund weighed on the portfolios' performance. This was because rates were expected to stay higher for longer and the US dollar declined against sterling.

We initiated a new position in the Sarasin Balanced Managed Fund. This is our multi-asset, multi-manager and multi-strategy fund which has been designed specifically to complement our Model

Portfolio Service, giving us the ability to react more quickly, access a wider range of investments and cheaper share classes.


We reduced our holding in the Legal & General Global Infrastructure Fund, to lower the portfolios' exposure to alternative investment asset classes, such as property and infrastructure. We exited the unhedged PIMCO Global Bond ESG Fund, given a negative view on the US dollar and our expectations that it would depreciate against a broad basket of currencies.

## AN OVERVIEW

### The Sarasin Model Portfolios

- Offer a choice of 5 risk rated, multi manager, multi asset portfolios
- Available on most retail platforms
- Independently risk rated by Distribution Technology & Defaqto
- Active Asset Allocation and Fund Selection using a blend of Passive and truly Active Funds

## HOW TO ACCESS OUR MODELS



## CONTACT US

### Sarasin & Partners LLP

Juxon House  
100 St. Paul's Churchyard  
London EC4M 8BU

T: +44 (0)20 7038 7000  
F: +44 (0)20 7038 6850

E: sales@sarasin.co.uk  
W: sarasinandpartners.com

### Christopher Cade

Partner, Head of UK Sales  
Northern HC & East Anglia  
T: +44 (0)20 7038 7064  
E: christopher.cade@sarasin.co.uk

### Sinead McGurk

Business Development Director,  
Intermediary Clients - North  
M: +44 (0) 7595 780 535  
E: sinead.mcgurk@sarasin.co.uk

### Philip Berry

Business Development Director,  
Intermediary Clients - North  
M: +44 (0) 7817 255824  
E: philip.berry@sarasin.co.uk

### William Colville

Senior Associate Partner,  
Intermediary Clients - London  
T: +44 (0)20 7038 7169  
E: william.colville@sarasin.co.uk

### Zoe Cossins

Senior Associate Partner,  
Intermediary Clients - South East  
T: +44 (0)20 7038 7029  
E: zoe.cossins@sarasin.co.uk

### Caroline Bond

Senior Distribution Support  
Manager  
T: +44 (0)20 7038 7037  
E: caroline.bond@sarasin.co.uk

### Duane Hasnip

Business Development Manager,  
Intermediary Clients - Midlands &  
East Anglia  
M: +44 (0) 786 040 3439  
T: +44 (0)13 6632 4133  
E: duane.hasnip@sarasin.co.uk

### Aimee Searle

Business Development Manager,  
Intermediary Clients - Wales &  
South West  
M: +44 (0) 775 374 5816  
E: aimee.searle@sarasin.co.uk

**This document is intended for professional investors only. Not for onward distribution.**

This document has been issued by Sarasin & Partners LLP of Juxon House, 100 St Paul's Churchyard, London, EC4M 8BU, a limited liability partnership registered in England and Wales with registered number 00329859, and which is authorised and regulated by the Financial Conduct Authority with firm reference number 475111. This document has been prepared for marketing and information purposes only and is not a solicitation, or an offer to buy or sell any security. The information on which the material is based has been obtained in good faith, from sources that we believe to be reliable, but we have not independently verified such information and we make no representation or warranty, express or implied, as to its accuracy. All expressions of opinion are subject to change without notice. This document should not be relied on for accounting, legal or tax advice, or investment recommendations. Reliance should not be placed on the views and information in this material when taking individual investment and/or strategic decisions.

**The investments of the Model Portfolios are subject to normal market fluctuations. The value of the investments of the Model Portfolios and any income derived from them can fall as well as rise and investors may not get back the amount they originally invested. If investing in foreign currencies, the return in the investor's reference currency may increase or decrease as a result of currency fluctuations. Past performance is not a reliable indicator of future results and may not be repeated. Forecasts are not a reliable indicator of future performance.**

Neither Sarasin & Partners LLP nor any other member of the J. Safra Sarasin Holding Ltd group accepts any liability or responsibility whatsoever for any consequential loss of any kind arising out of the use of this document or any part of its contents. The use of this document should not be regarded as a substitute for the exercise by the recipient of their own judgement. Sarasin & Partners LLP and/or any person connected with it may act upon or make use of the material referred to herein and/or any of the information upon which it is based, prior to publication of this document. Where the data in this document comes partially from third-party sources the accuracy, completeness or correctness of the information contained in this publication is not guaranteed, and third-party data is provided without any warranties of any kind. Sarasin & Partners LLP shall have no liability in connection with third-party data. Persons domiciled in the US and/or US nationals are not permitted to invest in the Model Portfolios. This publication is intended for investors in the United Kingdom only.

