

SARASIN CAUTIOUS MODEL

SARASIN & PARTNERS

Factsheet | As at 30 November 2020

PORTFOLIO OBJECTIVE

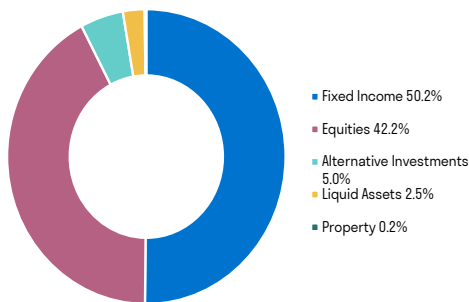
Focus on capital protection with a moderate participation in equity market growth.

PORTFOLIO INFORMATION

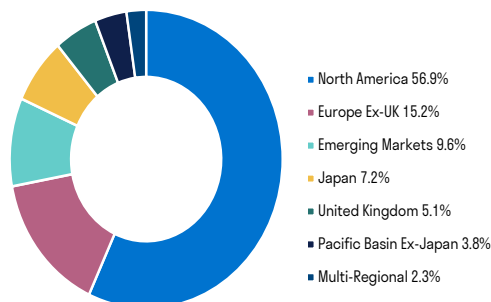
Portfolio Benchmark	UK CPI+2%*
DFM Fee	0.25%+ VAT
Estimated Annual Yield	<1.0%
DFM Fee (Incl VAT)	0.30%**
Weighted Cost of Underlying Positions	0.39%
Transaction Costs	0.20%
Incidental Costs	0.04%
OCF (Inclusive of DFM Fee)	0.94%

**Higher fees may apply if using Parmenion

ASSET ALLOCATION



GEOGRAPHIC BREAKDOWN



RATINGS

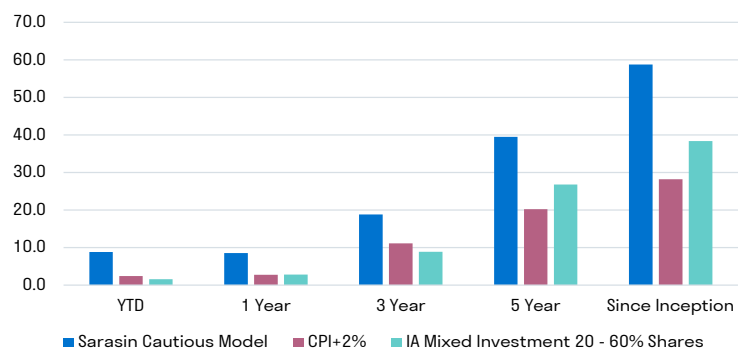


TOP 10 HOLDINGS

Company	Asset Type	%
Sarasin Responsible Corporate Bond - P Acc	Sterling Corporate Bonds	25.1
Vanguard Uk Govt Bond I-Agbp	UK Gilts	25.0
Fidelity Index Us-Pa	US Equities	13.9
Sarasin Thematic Global Equity Class P (Gbp Hedged) Acc	Global Equities (£ Hedged)	11.2
Nb Uncorrelated Strat-I5Gbp	Alternatives	5.0
Brown Adv Us Mid Cap Fd-Cua	US Equities	4.3
Legal & General Euro Ind-I Acc	European Equities Ex UK	3.0
Vf-Mtx Sust Em Mk Ldr-N	Global Equities	3.0
Legal & General Japan Id-Iacc	Japanese Equities	2.3
Baring Europe Select Inc-Inst	European Equities Ex UK	1.5

CUMULATIVE PERFORMANCE GBP (%)

	1m	3m	YTD	1y	3y	5y	Since Launch
Portfolio	4.6	4.1	8.8	8.5	18.8	39.5	58.7
Benchmark	0.2	0.5	2.4	2.8	11.1	20.2	28.2
IA Mixed Investment 20-60% shares	5.8	4.1	1.6	2.8	8.9	26.8	38.4



YEARLY DISCRETE RETURNS (%) AS AT 30.09.2020

Portfolio	0-12m	12-24m	24-36m	26-48m	48-60m
Benchmark	2.2	3.8	4.7	4.9	2.7
IA Mixed Investment 20-60% shares	-1.2	4.0	2.6	6.2	12.1

Inception of model: 11.09.13.

Past performance is not a guide to future performance. Performance is net of DFM fee & net of the cost of the underlying positions. The effect of commissions, fees and charges will impact the portfolio's performance. IA sector performance is shown net of fees

*Prior to 31.12.2018 the portfolio benchmark was a composite benchmark. Full details of the previous benchmarks can be found at <http://www.sarasinandpartners.com/docs/global/MPSbenchmarkhistory>

MANAGER COMMENTS

Markets breathed a sigh of relief in November, as positive results from three vaccine trials, pointed towards economies reopening. This overshadowed the worsening picture of rising daily new cases, with much of Europe and the US tightening restrictions. Joe Biden's victory over Donald Trump in the US election was also well received. But with republicans likely to maintain control of the senate, Biden's powers to raise taxes will be limited, as will the potential for a large fiscal stimulus package. Against this backdrop world equity markets reached new highs, with the sectors hardest hit by coronavirus, rebounding strongly. Oil was also up markedly on the reassessment of growth rates, while safe haven assets such as bonds and gold retreated.

L&G European Index was the strongest performer over the month, underpinned by a strong recovery in consumer discretionary (think retail and leisure) and financial companies. These sectors were boosted by the prospect of economies reopening and normal activities resuming.

Sarasin Global Equity GBP Hedged (SGE) fund was also a strong performer. Zebra

Technologies (whose products and technology allow the digital tracking of goods and inventory) contributed to performance - reporting positive third quarter results, underpinned by continued demand for automating workflows. By contrast, the more defensive companies within SGE and those boosted by lockdowns, weighed on performance. This meant Home Depot was towards the bottom of the leader board, along with digital infrastructure specialist Equinix.

Sarasin Responsible Corporate Bond performed well in the month, outperforming its benchmark, thanks to a higher exposure to banks and insurers.

While the vaccine news and passage of the US election boosted riskier assets, it dented the performance of safe assets such as government bonds. This saw Vanguard UK Government Bond detract from performance in November.

AN OVERVIEW

The Sarasin Model Portfolios

- Offer a choice of 5 Risk Rated, Multi Manager, Multi Asset Portfolios
- Available on most retail platforms
- Independently Risk Rated by Distribution Technology & Defaqto
- Active Asset Allocation and Fund Selection using a blend of Passive and truly Active Funds

CONTACT US

Sarasin & Partners LLP

Juxon House
100 St. Paul's Churchyard
London EC4M 8BU

T: +44 (0)20 7038 7000
F: +44 (0)20 7038 6850

E: sales@sarasin.co.uk
W: sarasinandpartners.com

Christopher Cade

Head of UK Sales
Northern HC/ East Midlands/ East
Anglia
T: +44 (0)20 7038 7064
E: christopher.cade@sarasin.
co.uk

John Pringle

Sales Director
North
M: +44 (0)777 085 5643
E: john.pringle@sarasin.co.uk

Philip Berry

Senior Regional Sales Manager
North
M: +44 (0) 7540 914882
E: philip.berry@sarasin.co.uk

William Colville

Investment Sales Manager
London & South West
T +44 (0)20 7038 7169
E: william.colville@sarasin.co.uk

Iestyn Richards-Rees

Regional Sales Manager
Wales/ West Midlands
T: +44 (0)759 505 6578
E: iestyn.richards-rees@sarasin.
co.uk

Zoe Cossins

Senior Regional Sales Manager
London & South East
T: +44 (0)20 7038 7029
E: zoe.cossins@sarasin.co.uk

Caroline Bond

Distribution Support Manager
T: +44 (0)20 7038 7037
E: caroline.bond@sarasin.co.uk

HOW TO ACCESS OUR PLATFORMS



If you are a private investor you should not rely on this document but should contact your professional adviser. This document has been approved by Sarasin & Partners LLP of Juxon House, 100 St Paul's Churchyard, London, EC4M 8BU, a limited liability partnership registered in England & Wales with registered number OC329859 which is authorised and regulated by the Financial Conduct Authority with firm reference number 475111 and passported under MiFID to provide investment services in the Republic of Ireland.

It has been prepared solely for information purposes and is not a solicitation, or an offer to buy or sell any security. The information on which the document is based has been obtained from sources that we believe to be reliable, and in good faith, but we have not independently verified such information and no representation or warranty, express or implied, is made as to their accuracy. All expressions of opinion are subject to change without notice.

The investments of the model portfolios are subject to normal market fluctuations. **The value of the investments of the model portfolios and the income from them can fall as well as rise and investors may not get back the amount originally invested.** If investing in foreign currencies, the return in the investor's reference currency may increase or decrease as a result of currency fluctuations. **Past performance is not a guide to future returns and may not be repeated.**

Neither Sarasin & Partners LLP nor any other member of the Bank J. Safra Sarasin group accepts any liability or responsibility whatsoever for any consequential loss of any kind arising out of the use of this document or any part of its contents. The use of this document should not be regarded as a substitute for the exercise by the recipient of his or her own judgment. Sarasin & Partners LLP and/or any person connected with it may act upon or make use of the material referred to herein and/or any of the information upon which it is based, prior to publication of this document. © 2020 Sarasin & Partners LLP - all rights reserved. This document can only be distributed or reproduced with permission from Sarasin & Partners LLP. Please contact marketing@sarasin.co.uk.

