

SARASIN EQUITY MODEL

SARASIN & PARTNERS

Factsheet | As at 30 September 2020

PORTFOLIO OBJECTIVE

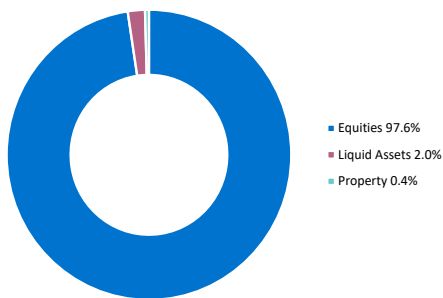
Focus on capturing returns available from global equity markets

PORTFOLIO INFORMATION

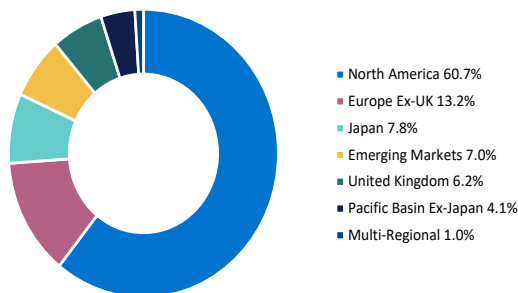
Portfolio Benchmark	UK CPI+5%*
DFM Fee	0.25%+ VAT
Estimated Annual Yield	<1.0%
DFM Fee (Incl VAT)	0.30%**
Weighted Cost of Underlying Positions	0.44%
Transaction Costs	0.10%
Incidental Costs	0.00%
OCF (Inclusive of DFM Fee)	0.85%

**Higher fees may apply if using Parmenion

ASSET ALLOCATION



GEOGRAPHIC BREAKDOWN



RATINGS

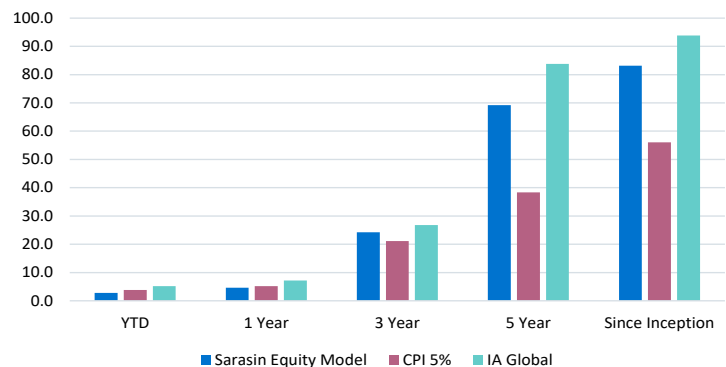


TOP 10 HOLDINGS

Company	Asset Type	%
Fidelity Index Us-Pa	US Equities	37.9
Sarasin Thematic Global Equity (Sterling Hedged) - P Acc	Global Equities (£ Hedged)	22.0
Brown Adv Us Mid Cap Fd-Cua	US Equities	10.2
Legal & General Euro Ind-I Acc	European Equities Ex UK	6.1
Legal & General Japan Id-lacc	Japanese Equities	5.8
Vf-Mtx Sust Em Mk Ldr-N	Global Equities	4.9
Liontrust Special Situat-I	UK Equities	4.0
Baring Europe Select Inc-Inst	European Equities Ex UK	3.3
Fidelity Index Pac Xjp-P Acc	Asia Pacific Basin Equities Ex Japan	2.9
Sarasin Food And Agriculture Opportunities - P Acc	Global Equities	1.0

CUMULATIVE PERFORMANCE GBP (%)

	1m	3m	YTD	1y	3y	5y	Since Launch
Portfolio	-0.3	4.4	2.8	4.6	24.2	69.2	83.1
Benchmark	-0.1	1.3	3.8	5.2	21.1	38.3	56.1
IA Global	0.6	4.2	5.2	7.2	26.8	83.8	93.8



YEARLY DISCRETE RETURNS (%) AS AT 30.09.2020

	0-12m	12-24m	24-36m	26-48m	48-60m
Portfolio	4.6	6.1	12.0	13.0	20.5
Benchmark	5.2	6.9	7.7	8.0	5.7
IA Global	7.2	6.0	11.6	14.9	26.2

Inception of model: 11.09.13.

Past performance is not a guide to future performance. Performance is net of DFM fee & net of the cost of the underlying positions. The effect of commissions, fees and charges will impact the portfolio's performance. IA sector performance is shown net of fees

*Prior to 31.12.2018 the portfolio benchmark was a composite benchmark. Full details of the previous benchmarks can be found at <http://www.sarasinandpartners.com/docs/global/MPSbenchmarkhistory>

MANAGER COMMENTS

In September, global equity markets stalled as investors digested emerging data around the second wave of COVID. Despite this, fewer deaths point to a better understanding of the virus. In general, economic data was positive, with greater momentum seen in regions with fewer restrictions. US consumer spending was surprisingly strong and fiscal support strengthened growth in the euro area and the UK. On the fixed income side, gilt yields fell slightly over the month, while corporate spreads remained stable on continued monetary support.

Sarasin Global Higher Dividend (GBP Hedged) was a negative contributor over the month. Global equities generally retreated in light of the emerging second wave of coronavirus. At the same time the dollar strengthened against sterling, which negatively impacted the fund owing to its sterling hedging. We think it is important to maintain a strategic policy of hedging a portion of your foreign currency exposure as we invest for you on a global basis.

Conversely, Legal & General Japan Index was the strongest performer. Japanese

equities maintained their composure as new Prime Minister Yoshihide Suga assumed office on 16 September following former PM Shinzo Abe, who stepped down for health reasons. Investors welcomed the appointment, 'Suga-nomics' is largely being seen as a continuation of the reforming 'Abe-nomics' which were widely commended.

In terms of transactions, Sarasin Global Higher Dividend (GBP Hedged) was sold, with the proceeds consolidated into Sarasin Thematic Global Equity (GBP Hedged). Following a strong recovery for the fund from the lows earlier in the year, we felt a less constrained approach (for portfolios without a specific income objective) was optimal as we look forward.

AN OVERVIEW

The Sarasin Model Portfolios

- Offer a choice of 5 Risk Rated, Multi Manager, Multi Asset Portfolios
- Available on most retail platforms
- Independently Risk Rated by Distribution Technology & Defaqto
- Active Asset Allocation and Fund Selection using a blend of Passive and truly Active Funds

CONTACT US

Sarasin & Partners LLP

Juxon House
100 St. Paul's Churchyard
London EC4M 8BU

T: +44 (0)20 7038 7000
F: +44 (0)20 7038 6850

E: sales@sarasin.co.uk
W: sarasinandpartners.com

Christopher Cade

Head of UK Sales
Northern HC/ East Midlands/ East
Anglia
T: +44 (0)20 7038 7064
E: christopher.cade@sarasin.
co.uk

John Pringle

Sales Director
North
M: +44 (0)777 085 5643
E: john.pringle@sarasin.co.uk

Philip Berry

Senior Regional Sales Manager
North
M: +44 (0) 7540 914882
E: philip.berry@sarasin.co.uk

HOW TO ACCESS OUR PLATFORMS



William Colville

Investment Sales Manager
London & South West
T +44 (0)20 7038 7169
E: william.colville@sarasin.co.uk

Iestyn Richards-Rees

Regional Sales Manager
Wales/ West Midlands
T: +44 (0)759 505 6578
E: iestyn.richards-rees@sarasin.
co.uk

Zoe Cossins

Senior Regional Sales Manager
London & South East
T: +44 (0)20 7038 7029
E: zoe.cossins@sarasin.co.uk

Caroline Bond

Distribution Support Manager
T: +44 (0)20 7038 7037
E: caroline.bond@sarasin.co.uk

If you are a private investor you should not rely on this document but should contact your professional adviser. This document has been approved by Sarasin & Partners LLP of Juxon House, 100 St Paul's Churchyard, London, EC4M 8BU, a limited liability partnership registered in England & Wales with registered number 00329859 which is authorised and regulated by the Financial Conduct Authority with firm reference number 475111 and passported under MiFID to provide investment services in the Republic of Ireland.

It has been prepared solely for information purposes and is not a solicitation, or an offer to buy or sell any security. The information on which the document is based has been obtained from sources that we believe to be reliable, and in good faith, but we have not independently verified such information and no representation or warranty, express or implied, is made as to their accuracy. All expressions of opinion are subject to change without notice.

The investments of the model portfolios are subject to normal market fluctuations. **The value of the investments of the model portfolios and the income from them can fall as well as rise and investors may not get back the amount originally invested.** If investing in foreign currencies, the return in the investor's reference currency may increase or decrease as a result of currency fluctuations. **Past performance is not a guide to future returns and may not be repeated.**

Neither Sarasin & Partners LLP nor any other member of the Bank J. Safra Sarasin group accepts any liability or responsibility whatsoever for any consequential loss of any kind arising out of the use of this document or any part of its contents. The use of this document should not be regarded as a substitute for the exercise by the recipient of his or her own judgment. Sarasin & Partners LLP and/or any person connected with it may act upon or make use of the material referred to herein and/or any of the information upon which it is based, prior to publication of this document. © 2020 Sarasin & Partners LLP – all rights reserved. This document can only be distributed or reproduced with permission from Sarasin & Partners LLP. Please contact marketing@sarasin.co.uk.

