

# SARASIN BALANCED MODEL

# SARASIN & PARTNERS

Factsheet | As at 28 February 2026

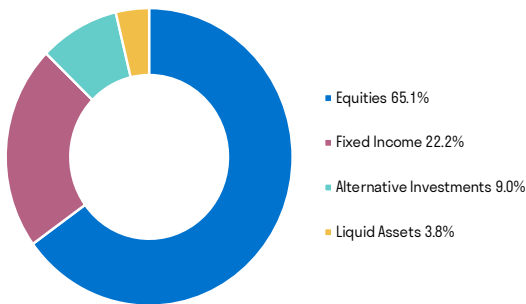
## PORTFOLIO OBJECTIVE

Balance of capital protection and participation in equity market growth.

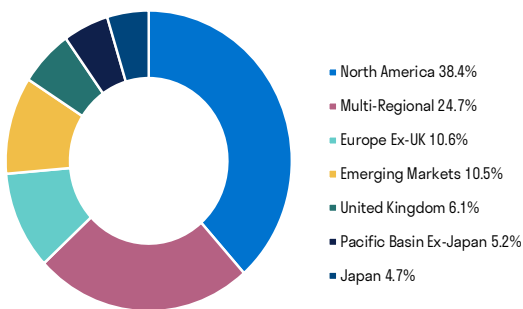
## PORTFOLIO INFORMATION

Portfolio Benchmark	<b>UK CPI+3%<sup>1</sup></b>
DFM Fee	<b>0.15%</b>
Estimated Annual Yield	<b>&lt;1.17%</b>
Weighted Cost of Underlying Positions	<b>0.52%</b>
OCF (Inclusive of DFM Fee)	<b>0.67%</b>
Transaction Costs	<b>0.06%</b>
Incidental Costs	<b>0.00%</b>

## ASSET ALLOCATION



## GEOGRAPHIC BREAKDOWN



## RATINGS

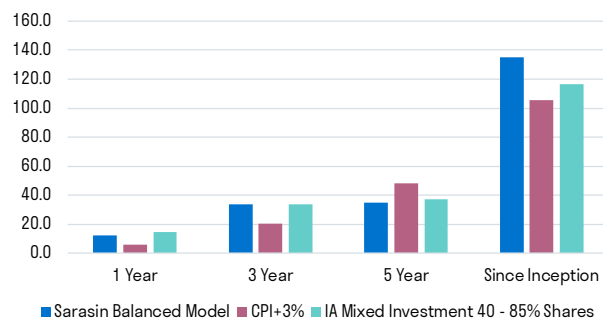


## TOP 10 HOLDINGS

Company	Asset Type	%
Sarasin Balanced Managed Fund - M Inc	Multi Asset	50.0
Fidelity Index Us-Pi	US Equities	9.3
Fidelity Index World-Pi	Global Equities	6.0
Fidelity Index Em Mkt-Pi	Global Equities	3.8
Fidelity-Msci Wld Idx-Pagbph	Global Equities	3.4
Legal & General Euro Ind-Ci	European Equities Ex UK	3.3
Pimco Gis-Glb Bd Esg-Igbphi	Specialist Bond Funds	3.0
Vg Uk-Gov-Bd-Indx-Fd Gbp Dis	UK Gilts	2.7
Vanguard-Uk In Gr Bd-Ipgbpis	Sterling Corporate Bonds	2.5
Vanguard Ftse Uk A I-Gbp Inc	UK Equities	2.4

## CUMULATIVE PERFORMANCE GBP (%)

	1m	3m	YTD	1y	3y	5y	Since Launch
<b>Portfolio</b>	<b>2.7</b>	<b>4.3</b>	<b>4.2</b>	<b>12.4</b>	<b>33.7</b>	<b>34.7</b>	<b>134.9</b>
UK CPI + 3%	-0.2	0.5	0.5	6.1	20.6	48.4	105.4
IA Mixed Investment 40-85% shares	3.1	5.2	4.8	14.5	33.5	37.5	116.5



## YEARLY DISCRETE RETURNS (%) AS AT 31.12.2025

Portfolio	0-12m	12-24m	24-36m	36-48m	48-60m
<b>Portfolio</b>	<b>9.3</b>	<b>10.5</b>	<b>8.2</b>	<b>-11.2</b>	<b>9.8</b>
UK CPI + 3%	6.4	5.7	7.1	14.0	8.3
IA Mixed Investment 40-85% shares	11.6	9.0	8.1	-10.0	10.9

Inception of model: 11.09.13. Past performance is not a guide to future performance. Performance is net of DFM fee & net of the cost of the underlying positions. The effect of commissions, fees and charges will impact the portfolio's performance. IA sector performance is shown net of fees.

<sup>1</sup>Prior to 31.12.2018 the portfolio benchmark was a composite benchmark.

## MANAGER COMMENTS FOR MPS RANGE

The Vanguard FTSE UK All Share Index Fund was the portfolios' main positive contributor to performance. UK share prices rose, particularly banking and mining stocks, which benefited from rising prices for rare earths and metals. Legal & General European Index Trust also contributed positively as European banks rallied on strong earnings, while a recovery in pharmaceutical stocks also aided returns.

In contrast, the Brown Advisory US Mid-Cap Growth Fund (GBP) detracted from the portfolios' performance, as investors rotated away from US technology stocks on concerns over valuations. Barings Europe Select Income Fund also contributed negatively. Its holdings in German engineering company Renk Group and Kontron AG, the Austrian digital solutions business, weighed on performance following underwhelming guidance and disappointing earnings.

We increased our holding in the Fidelity Index Emerging Markets Fund as we remain positive on the outlook for these geographies. Holdings in this asset class are benefiting from a weaker US dollar, reasonable earnings growth and attractive relative valuations.


Changes in the Barings Europe Select Income Fund team and challenges to stock selection led us to exit our holding in the fund.

## AN OVERVIEW

### The Sarasin Model Portfolios

- Offer a choice of 5 risk rated, multi manager, multi asset portfolios
- Available on most retail platforms
- Independently risk rated by EValue, Oxford Risk, Distribution Technology & Defaqto
- Active Asset Allocation and Fund Selection using a blend of Passive and truly Active Funds

## HOW TO ACCESS OUR MODELS



## CONTACT US

### Sarasin & Partners LLP

50 George Street  
London, W1U 7DY

T: +44 (0)20 7038 7000  
F: +44 (0)20 7038 6850

E: sales@sarasin.co.uk  
W: sarasinandpartners.com

### Christopher Cade

Partner, Head of UK Sales  
Northern HC & East Anglia  
T: +44 (0)20 7038 7064  
E: christopher.cade@sarasin.co.uk

### Zoe Cossins

Business Partner, Intermediary  
Clients - South East  
T: +44 (0)20 7038 7029  
E: zoe.cossins@sarasin.co.uk

### Philip Berry

Business Development Director,  
Intermediary Clients - North  
M: +44 (0)78 1725 5824  
E: philip.berry@sarasin.co.uk

### William Colville

Senior Associate Partner,  
Intermediary Clients - London  
T: +44 (0)20 7038 7169  
E: william.colville@sarasin.co.uk

### Aimee Searle

Business Development Manager,  
Intermediary Clients - Wales &  
South West  
M: +44 (0)77 5374 5816  
E: aimee.searle@sarasin.co.uk

### Caroline Bond

Senior Distribution Support  
Manager  
T: +44 (0)20 7038 7037  
E: caroline.bond@sarasin.co.uk

### Duane Hasnip

Business Development Manager,  
Intermediary Clients - Midlands &  
East Anglia  
M: +44 (0)78 6040 3439  
T: +44 (0)13 6632 4133  
E: duane.hasnip@sarasin.co.uk

### Berkan Cosar

Assistant Business Development  
Manager  
T: +44 (0)20 7038 7141  
E: berkan.cosar@sarasin.co.uk

### John Muir

Regional Business Development  
Manager  
T: +44 (0)20 7038 7168  
E: john.muir@sarasin.co.uk

**This document is intended for professional investors only. It is not suitable for retail investors and is not for onward distribution.**

This is a marketing communication. Issued by Sarasin & Partners LLP, 50 George Street, London, W1U 7DY. Registered in England and Wales, No. 00329859. Authorised and regulated by the Financial Conduct Authority (FRN: 475111). Website: www.sarasinandpartners.com. Tel: +44 (0)20 7038 7000. Telephone calls may be recorded or monitored in accordance with applicable laws.

This document has been prepared for marketing and informational purposes. It is not a solicitation or an offer to buy or sell any security. The information on which the material is based has been obtained in good faith, from sources that we believe to be reliable, but we have not independently verified such information and we make no representation or warranty, express or implied, as to its accuracy. All expressions of opinion are subject to change without notice. This document should not be relied on for accounting, legal or tax advice, or investment recommendations. Reliance should not be placed on the views and information in this material when taking individual investment and/or strategic decisions.

**Capital at risk. The investments of the Model Portfolios are subject to normal market fluctuations. The value of the investments of the Model Portfolios and any income derived from them can fall as well as rise and investors may not get back the amount they originally invested. If investing in foreign currencies, the return in the investor's reference currency may increase or decrease as a result of currency fluctuations. Past performance is not a reliable indicator of future results and may not be repeated. Forecasts are not a reliable indicator of future performance.**

Neither Sarasin & Partners LLP nor any other member of the J. Safra Sarasin Holding Ltd group accepts any liability or responsibility whatsoever for any consequential loss of any kind arising out of the use of this document or any part of its contents. The use of this document should not be regarded as a substitute for the exercise by the recipient of their own judgement. Sarasin & Partners LLP and/or any person connected with it may act upon or make use of the material referred to herein and/or any of the information upon which it is based, prior to publication of this document.

Where the data in this document comes partially from third-party sources the accuracy, completeness or correctness of the information contained in this publication is not guaranteed, and third-party data is provided without any warranties of any kind. Sarasin & Partners LLP shall have no liability in connection with third-party data. US Persons are not permitted to invest in the Model Portfolios. This publication is intended for investors in the United Kingdom only.

© 2026 Sarasin & Partners LLP - all rights reserved. This document can only be distributed or reproduced with permission from Sarasin & Partners LLP. Please contact marketing@sarasin.co.uk.

